

Vex Robotics

8876C

ENGINEERING
NOTEBOOK
Steam-C



Queensbury High School, NY



VOLUME I



NOTEBOOK

NOTEBOOK NO. 1

CONTINUED FROM NOTEBOOK NO.

CONTINUED TO NOTEBOOK NO. 2

ASSIGNED TO:

NAME

Alana

SIGNATURE

alana

DATE

DATE ISSUED

9/9/21

BY

COMPANY

DEPARTMENT

ADDRESS

CITY

Queensbury

STATE

New York

ZIP

12804

DATE NOTEBOOK COMPLETED

2/18/22

NUMBER OF PAGES FILLED IN

162

NOTES:

WWW.BOOKFACTORY.COM

sales@bookfactory.com | 937.226.7100 | +44(0)20.3137.7038

©2017 BookFactory® BookFactory is a Veteran-Owned Firm. Proudly Made in the USA.



VEX
ROBOTICS
COMPETITION
TIPPING POINT




TABLE OF CONTENTS

PAGE	SUBJECT	DATE
1	Notelook setup	9/9/21
2	About Our Team - First Meeting	9/9/21
3	Team Schedule and Club Meetings	9/9/21
4	Team Positions and Responsibilities	9/9/21
5	↓ ↓ ↓ ↓ ↓	9/9/21
6		9/9/21
7	VEX Competition Overview	9/14/21
8	VEX Tipping Point Game	9/14/21
9	VEX Tipping Point Scoring	9/14/21
10	↓ ↓ ↓ ↓ ↓	9/14/21
11	VEX Tipping Point Rules Overview	9/14/21
12	↓ ↓ ↓ ↓ ↓ ↓ ↓	9/14/21
13	Initial Thoughts	9/15/21
14	Autonomous Overview	9/15/21
15	VEX Robotics Tipping Point Requirements	9/15/21
16	Robot Design Research	9/16/21
17	Base Concepts	9/21/21
18	Mecanum Robot	9/21/21
19	Drive Train	9/21/21
20	Base Construction	9/22/21
21	↓ ↓ ↓ ↓	9/22/21
22	Base Programming	9/23/21
23	Drift Problems	9/28/21
24	Motor Relocation	9/29/21
25	Bumpers	9/30/21
26	Base Supplies List	9/30/21
27	↓ ↓ ↓ ↓	9/30/21
28	Subsystems	10/5/21
29	↓ ↓ ↓ ↓	10/5/21
30	Armbot Conceptualization	10/12/21
31	Construction of the 4-bar lift	10/12/21
32	Pneumatic Clamp	10/14/21

TABLE OF CONTENTS

PAGE	SUBJECT	DATE
33	Assembling the Armature	10/19/21
34	Basic Adjustments	10/25/21
35	Pneumatics and Conveyor Design	10/21/21
36	Mounting the Motors for the Fulcrum ^{Build of Conveyor frame}	10/26/21
37	Mounted conveyor on Fulcrum	10/28/21
38	Mounting Motors for Fulcrum	11/4/21
39	Hook Design Attempts	11/9/21
40	Fulcrum Program and Conveyor Rearrangement	11/16/21
41	↓ ↓ ↓ ↓	11/16/21
42	Stabilization Wheel	11/18/21
43	Testing Base Dismount	11/18/21
44	Sizing Constraint Problem	11/18/21
45	Autonomous Strategy Discussion	11/18/21
46	Hooks Redesign	11/23/21
47	Moving Cortex	11/29/21
48	Autonomous	11/30/21
49	Social Media	12/2/21
50	Passing Out Jersey	12/3/21
51	Chittenango High School Tournament	12/4/21
52		12/4/21
53		12/4/21
54		12/4/21
55		12/4/21
56		12/4/21
57		12/4/21
58		12/4/21
59		12/4/21
60		12/4/21
61		12/4/21
62		12/4/21
63		12/4/21
64		12/4/21

TABLE OF CONTENTS

PAGE	SUBJECT	DATE
65		12/4/21
66		12/4/21
67		12/4/21
68		12/4/21
69		12/4/21
70	Steam-C Awards	12/4/21
71	Tournament Reflection	12/4/21
72		12/4/21
73	Reflection of Drivers	12/4/21
74	Reflection of Mechanical Performance	12/4/21
75	Reflection of Programming	12/4/21
76	Reflection of Rules	12/4/21
77	Post tournament Reflection and Meeting Notes	12/7/21
78	Stabilization Wheel	12/7/21
79	Rover Ideas	12/9/21
80	New Intake Ideas	12/9/21
81	Moved Cortex	12/14/21
82	Drift Problems	12/16/21
83	Meeting Notes	1/4/22
84	Concept Reconsideration	1/6/22
85	Stickers for Competition	1/6/22
86	Passive Intake Systems	1/11/22
87	Construction of Flat Conveyor	1/13/22
88	Expanding Slider	1/14/22
89	Cage and Cortex	1/14/22
90	Baldwinsville High School Tournament	1/15/22
91		1/15/22
92		1/15/22
93		1/15/22
94		1/15/22
95		1/15/22
96		1/15/22

TABLE OF CONTENTS

PAGE	SUBJECT	DATE
97		1/15/22
98		1/15/22
99		1/15/22
100		1/15/22
101		1/15/22
102		1/15/22
103	Steam-C Awards	1/15/22
104	Tournament Reflections	1/15/22
105		1/15/22
106		1/15/22
107		1/15/22
108	New Autonomous Planning	1/18/22
109		1/18/22
110		1/18/22
111	Post Tournament Robot	1/18/22
112	What the New additions do	1/18/22
113		1/18/22
114	one way gate	1/18/22
115	Brainstorming motor applications	1/20/22
116	Arm Build	1/21/22
117	Driving Practice	1/25/22
118	Autonomous	1/26/22
119	Grip Added to Arm	1/27/22
120	Chittenango Friday Night Tournament	1/28/22
121		1/28/22
122		1/28/22
123		1/28/22
124		1-28-22
125		1/28/22
126		1-28-22
127		1-28-22
128		1/28/22

TABLE OF CONTENTS

PAGE	SUBJECT	DATE
129		1-28-22
130		1-28-22
131		1/28/22
132	Steam-C Awards	1/28/22
133	Robot Reflection	1/28/22
134	Autonomous Reflection	1/28/22
135	Driver Reflection	1/28/22
136	Rules Reflection	1/28/22
137	Redesigning the Arms	2/2/22
138	↓ ↓	2/8/22
139	Designing the Club Shirts	2/9/22
140	Driving Practice	2/9/22
141	Code Refactoring	2/10/22
142	Setting up for tournament	2/11/22
143	Adirondack Tournament	2/12/22
144	Qualification matches 1+2	2/12/22
145	Qualification matches 1+2 Pt2	2/12/22
146	Skills- Driver	2/12/22
147	Qualification matches 3+4	2/12/22
148	Autonomous Skills	2/12/22
149	Qualification matches 5+6	2/12/22
150	Rankings and Results	2/12/22
151	Alliance Selection	2/12/22
152	Elimination matches 1+2	2/12/22
153	Steam-C Awards	2/12/22
154	Autonomous Reflection	2/12/22
155	Rules Reflection	2/12/22
156	Driver Reflection	2/12/22
157	Robot Reflection	2/12/22
158	Designing our banner	2/14/22
159	- Brainstorming Modification	2/14/22
160	Extension Motor changes	2/16/22

Title - (Notebook setup)

page number

Plan: Write out the plan for today's meet here


• Main Topic

- Subtopic / information

• Guidelines / Requirements

- use black pen
- cross out extra space

- use 1 line to cross out mistakes and sign your initials above/below the mistake
- must have 2 different people sign their names at the bottom of the page
- team number on the front cover of the book



• Future Goal(s):

- goal for next meet

Engineer-writer sign

Date

Date

Continued to page N/A

SIGNATURE

Wanna



DATE

9/9/21

DISCLOSED TO AND UNDERSTOOD BY

M

DATE

9/9/21

PROPRIETARY INFORMATION

About Our Team - First Meeting

- Team 8876C "STEAM-C"

- Members on the team

Alana [REDACTED]: Design Notebook

Christopher [REDACTED]: Programmer

Samuel [REDACTED]: Engineer

Elijah [REDACTED]: Programmer

Tyler [REDACTED]: Engineer

Manuel [REDACTED]: Spotter

Claire [REDACTED]: Engineer

We are a highschool team. Christopher, Samuel, Tyler, and Manuel were on a robotics team together two years ago (their freshman year). Alana did robotics two years ago in 7th grade (middle school) and 6th grade. We are student led.

ac

Continued to page N/A

SIGNATURE

[REDACTED]

DATE

9/9/21

DISCLOSED TO AND UNDERSTOOD BY

[REDACTED]

DATE

9/9/21

PROPRIETARY INFORMATION

Team Schedule and Club Meetings

• Team 8876C Schedule

- Tuesdays, Wednesday, and Thursdays
- 2:00pm-4:00pm on Tuesdays and Thursdays
- 2:00pm-3:00pm on Wednesdays
- 3 hours a week minimum
- Room 123
- Share space with other teams
- Each team has their own table to work at
- Make it to all meetings
- Increase time and frequency of club meetings closer to date of competition if needed

AC

Continued to page *N/A*

SIGNATURE

Alanna

DATE

9/9/21

DISCLOSED TO AND UNDERSTOOD BY

Christopher

DATE

9/9/21

PROPRIETARY INFORMATION

Team Positions and Responsibilities

o Tyler [REDACTED] (Male)

o Tyler is a Junior at Queensbury High School in his 3rd year of Robotics. He is one of ~~two~~^{the} ~~most~~^{the} engineers on our team who specializes in the sketching, modeling, designing, and constructing our robot. While he is an engineer, he helps out with the design notebook needed in order to provide our team with the best chance of success.

o Christopher [REDACTED] (Male)

o Chris is a Junior at Queensbury High school. He is the lead programmer for our team. This is his 3rd year of robotics. He also participates ~~that~~ in the design, construction, and strategy of the robot.

o Samuel [REDACTED] (Male)

o Samuel is an engineer at Queensbury High School. He specifically works on sketching of ideas and the building of these ideas. This is his 3rd year of robotics. He also likes all his team members, contributes to brainstorming and writing within the design notebooks.

Continued to page 5

SIGNATURE

Samuel [REDACTED]

DATE

9/9/21

DISCLOSED TO AND UNDERSTOOD BY

[REDACTED]

DATE

9/9/21

PROPRIETARY INFORMATION

o Elijah [REDACTED] (Male)

[REDACTED] o Eli is a junior at Queensbury High school, This is his second year of robotics. He is the Secretary of the robotics club and a Programmer for our team. He also helps build the robot and brainstorms ways to solve problems.

o Alana [REDACTED] (Female)

o Alana is a Freshman at Queensbury High School. She is the head of our design notebook for our team. This is her 3rd year of robotics. She is in charge of documenting our design process as we build and improve our robot. Alana helps out her teammates whenever she can and contributes to the design and construction of the robot.

o Claire [REDACTED] (Female)

[REDACTED] o Claire is a Junior at Queensbury High School. This is her first year of robotics. She is an engineer on our team who helps with designing and building the robot.

Continued to page 6

SIGNATURE

Alana [REDACTED]

DATE

9/9/21

DISCLOSED TO AND UNDERSTOOD BY

Elijah [REDACTED]

DATE

9/9/21

PROPRIETARY INFORMATION

0 Manuel [REDACTED] (Male)

0 Manny is a junior at Queensbury High School. He is the spotter for our team. This is his third year of robotics. He is in charge of learning the rules and the scoring during the matches. He helps out whenever and ~~wherever~~ wherever he can during the meetings, from helping build the robot to modifying a program with our programmers, Eli and Chris.

MR

Continued to page N/A

SIGNATURE

Manuel [REDACTED]

DATE

9/9/21

DISCLOSED TO AND UNDERSTOOD BY

Eli [REDACTED]

DATE

9/9/21

PROPRIETARY INFORMATION

VEX Competition Overview

OVEX Robotics

o The VEX Robotics Competition is meant to prepare students to become innovators in the future. We will use teamwork, our problem solving skills, and our knowledge of math, science, and design to build a robot as well as be competitive. As the world continues to grow we face more complex challenges. The traditional methods of teaching science, technology, engineering, and math may not be sufficient to prepare students to fix complex problems later on. Being on a VEX Robotics team will offer us students methods to approach and solve these new challenges and problems with confidence and creativity.

acc

Continued to page N/A

SIGNATURE

Alana



DATE

9/14/21

DISCLOSED TO AND UNDERSTOOD BY

Manuel

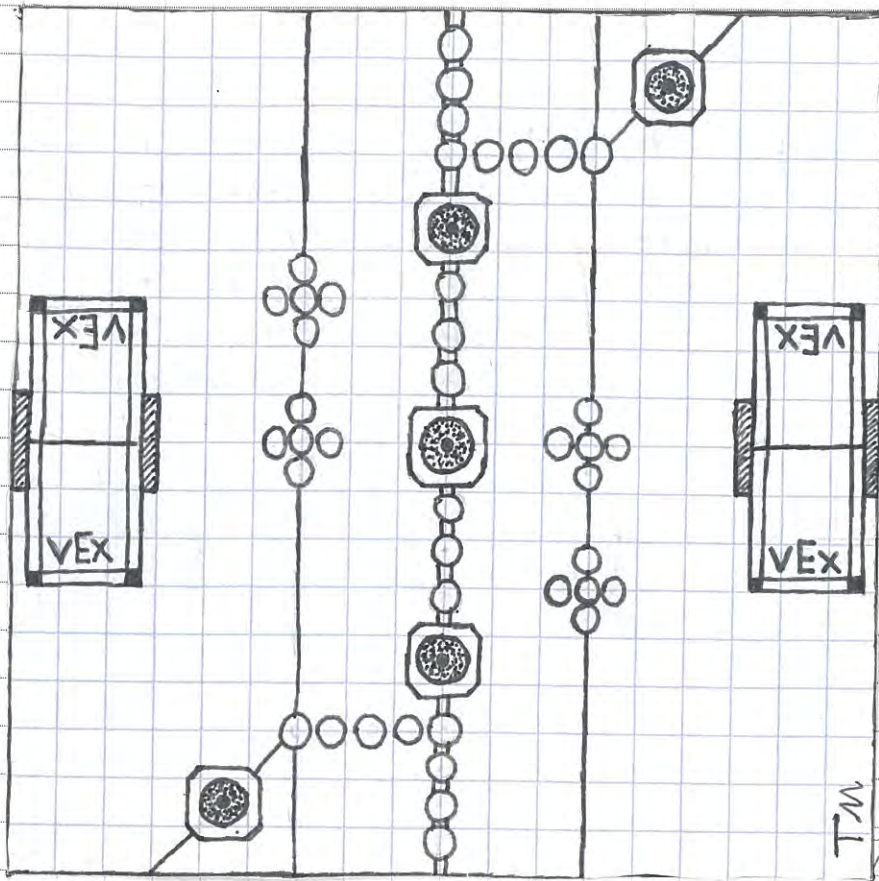


DATE

9/14/21

PROPRIETARY INFORMATION

VEX Tipping Point Game



(2021-2022 VEX VRC Game Field)

This is the VEX VRC playing arena for the 2021-2022 Tipping Point Competition. The arena is a 12' x 12' square field. The driver will use the different size bases, the platform, and the alliance home zone to score as many points as they can using the ^{ACF} rings on the playing arena.

ACF

SIGNATURE

Alana



DATE

Continued to page N/A

9/14/21

DISCLOSED TO AND UNDERSTOOD BY

M

DATE

9/14/21

PROPRIETARY INFORMATION

VEX Tipping Point Scoring

Ring or in a scored Mobile Goal	Mobile Goal High Branch	10 Points
	Any other Mobile Goal Branch	3 Points
	Mobile Goal Base	1 Point
Neutral Mobile Goal	Either Alliance's Home Zone	20 Points
	Elevated on a Balanced Platform	40 Points
Alliance Mobile Goal	Correct Alliance's Home Zone	20 Points
	Elevated on Correct Alliance HZ	40 Points
Robot Alliance	Elevated on Correct Alliance HZ	30 Points
	Wins Autonomous Bonus	6 Points

Platform must be balanced.

- Balanced: A Platform state.

- Considered Balanced if:

- i) Platform is roughly parallel to field
- ii) ~~Both~~ ^{MFR} Both flat surfaces of the Platform hinges are contacting the Platform base.
- iii) Robots and/or Scoring Objects contacting the Platform in their Alliance Home Zone are not also contacting any other Field Elements such as foam tiles or field perimeter.

- Contact is considered transitive, through robots and Scoring Elements.

Elevated:

- A Robot/Mobile Goal state.

Continued to page 10

SIGNATURE

Manuel [REDACTED]

DATE

9/14/21

DISCLOSED TO AND UNDERSTOOD BY

Clm [REDACTED]

DATE

9/14/21

PROPRIETARY INFORMATION

- To be elevated:

- i) ~~MR~~ The robot/Mobile Goal must be contacting the Alliance Platform
- ii) Platform must be balanced (see Previous page)
- iii) Robot and or Mobile Goal cannot contact any other Field Element. (Once again, contact is transitive, see previous page)

Rings Scoring:

- Rings are only scored if they are ~~not~~ ^{MR} NOT touching a robot, a field Element, or a ring that is not considered scored.
- Rings are only scored on a Mobile Goal Branch if they are fully or partially encircling a branch.

MR

Continued to page N/A

SIGNATURE

Manuel [REDACTED]

DATE

9/14/21

DISCLOSED TO AND UNDERSTOOD BY

Elm [REDACTED]

DATE

9/14/21

PROPRIETARY INFORMATION

VEX Tipping Point Rules Overview

Safety Rules:

- Tie hair back, tighten loose clothing.
- Safety glasses are required when operating any cutting tools or the robot.
- Closed toe shoes need to be worn at all times.
- Do not walk on playing field during match.
- No running at any time.
- Follow any and all COVID-19 procedures.
- Most importantly, be helpful and friendly to everyone.

Robot Rules:

- One robot per team.
- Vex parts only
- Robot must fit within a 18" x 18" x 18" cube.
 - Robot may expand past 18" cube after match starts
- Must pass inspection
- Must stay on own side during autonomous.
- Must keep all field elements in the field
- Don't destroy other robots.

Possession

- A robot is considered to be in possession of a Mobile Goal if any one of the following is met:
 - 1) Robot is carrying, holding, or controlling the movement of a Mobile Goal such that if the robot changes direction, the Mobile Goal will move with the robot.

Continued to page 12

SIGNATURE

Manuel [REDACTED]

DATE

9/14/21

DISCLOSED TO AND UNDERSTOOD BY

Alana [REDACTED]

DATE

9/14/21

PROPRIETARY INFORMATION

- i) Pushing or Plowing a Mobile Goal is not considered in Possession unless it is in a Concave portion of the robot.
- 2) Robot is actively blocking opposing robot's access to Mobile Goals, such as expanding horizontally and restricting access to a portion of the field.
- 3) Robots in the same alliance working together to restrict access to Mobile Goals are both in possession.

Hoarding - A form of Possession.

- A robot is hoarding if it is in possession of any Mobile Goal in either of the 2 corners of the field in their own Alliance Home Zone.

MR

Continued to page N/A

SIGNATURE

Manuel

DATE

9/14/21

DISCLOSED TO AND UNDERSTOOD BY

Manuel

DATE

9/14/21

PROPRIETARY INFORMATION

Initial Thoughts

Watching the explanation/rules video

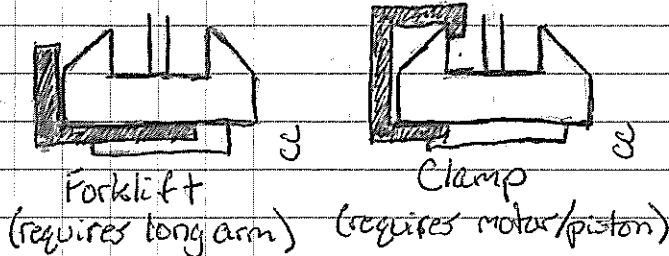
- Rings not worth much.
- Focus on bases and getting them on the elevated platform.
- Rings only viable if you can get a lot at once.
- TIP enemy platform and maybe even shove something underneath.
- Put rings on a base while holding it?
- Rings can get stuck in wheels.

task	Points
Base ring	1
Low ring	3
High ring	10
Home base	20
elevated base	40
elevated robot	30

Designs

- Ring-focused robot.
- Base focused robot.
- Plough robot to collect as much as possible.

Base Grabbing Ideas



Ring Storing Ideas

Drop rings in stacks, not one-at-a-time

Continued to page **N/A**

SIGNATURE

Chyan

DATE

9/15/21

DISCLOSED TO AND UNDERSTOOD BY

Christopher

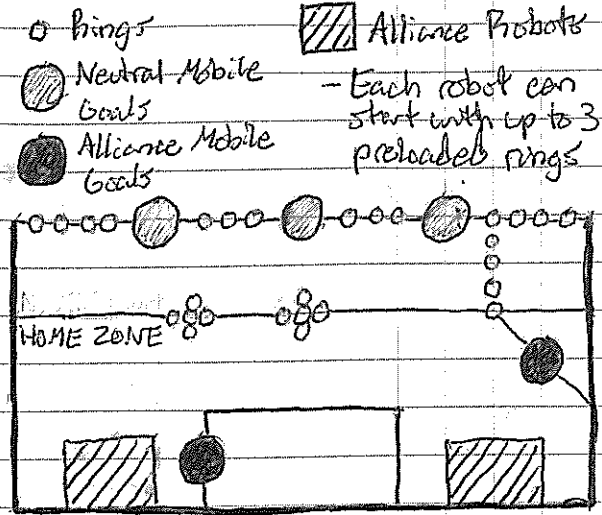
DATE

9/15/21

PROPRIETARY INFORMATION

Autonomous Overview


- 15 second period where the robots move based on programming only, with no driver control
- Scoring
 - Rings (placed on mobile goal in alliance home zone)
 - 10p on high branch
 - 3p on low branch or vertical
 - 1p in base
 - Goals: 20p in alliance home zone
 - There are NO POINTS for putting anything on the platform during autonomous



- Bonuses
 - To the alliance that wins autonomous
 - 6p bonus for the driver control period (or 3p each in a tie)
 - (6)AP for each alliance member (or ~~3~~⁶ 3 AP for all four teams in a tie)

To get the WP Bonus:

Rings on both alliance goals



AND the alliance goal clears the AWP Line



→ (1)WP for each team on each alliance that completes the necessary task

Importance of WP

- Teams can get (2) WP for winning a match, (1) for a tie, and (1) as described above

$$\text{Ranking Score} = \frac{\text{Total WP}}{\text{\# of matches}}$$

- Since the bonus increases the total WP without increasing the # of matches, it is better than a tie but worse than a win

- AP are used as tiebreakers if the WP calculation is equivalent for two teams

SIGNATURE

Christopher [Redacted]

DISCLOSED TO AND UNDERSTOOD BY

Alana [Redacted]

DATE

Continued to page

9/15/21

N/A

DATE

9/15/21

PROPRIETARY INFORMATION

VEX Robotics Tipping Point Requirements

• Requirements:

- To design and build a robot that can pick up rings and place them on and/or in the bases.
- Robot may also or instead pick up and move bases to in their goal and/or balance them on the platform
- Program an autonomous mode in which the robot moves on its own to score points at the start of the match
- Driver should practice driving robot so they have experience for alliance matches and for skills matches
- Program an autonomous mode for skills match in which the robot moves on its own to score points
- Cooperate and work together as a team to develop game plans with alliances
- Work as a team to score as many rings on bases and/or move as many bases into our home zone as possible
- Engineer (design, build, test, ~~and~~ ^{acc} and maintain) a working robot by our first competition on December 4th at Chittenango High School

acc

Continued to page N/A

SIGNATURE

Alana [REDACTED]

DATE

9/15/21

DISCLOSED TO AND UNDERSTOOD BY

Manuel [REDACTED]

DATE

9-15-21

PROPRIETARY INFORMATION

Robot Design Research

Amongo (Hybrid Ring & Base Robot)

Pros:

- Reliable Autonomous
- Dual Function
- Efficient Rings
- Quick
- Alliance Oriented

Cons:

- Weak Defense
- Cannot lift bases onto platform
- Cannot move bases quickly
- Limited range of motion
- 2 base capacity

Unicorn 2145z (Base Robot)

Pros:

- Can control 3-4 bases
- Compact, simple
- Quick
- Efficient
- High point potential
- Uses pneumatics

Cons:

- Cannot do rings
- Cannot obtain autonomous win point solo
- Solo oriented

Tm

Continued to page

N/A

SIGNATURE

[Signature]

DATE

9/16/21

DISCLOSED TO AND UNDERSTOOD BY

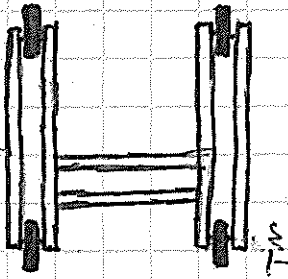
Alana

DATE

9/16/21

PROPRIETARY INFORMATION

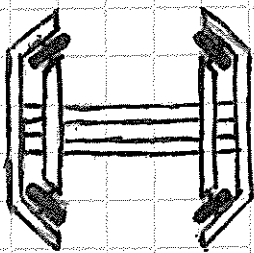
Base Concepts:



(Tank Drive ↑)

Tank Drives:

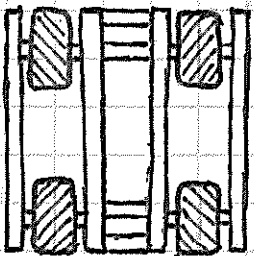
- Simple
- Quick to build
- 4 wheels, 4 motors
- Easy to program



(X-Drive ↑)

X-Drives:

- Quick
- Complicated to build
- Omni-Directional movement
- 4 motors, 4 omni wheels
- Mediocre to program



(Mecanum Drive)

Mecanum Drives:

- Slow
- Omni-Directional movement
- Average complexity
- 4 motors, 4 mecanum wheels
- Hard to program

TM

Continued to page N/A

SIGNATURE

DATE

9/21/21

DISCLOSED TO AND UNDERSTOOD BY:

Alana

DATE

9/21/21

PROPRIETARY INFORMATION

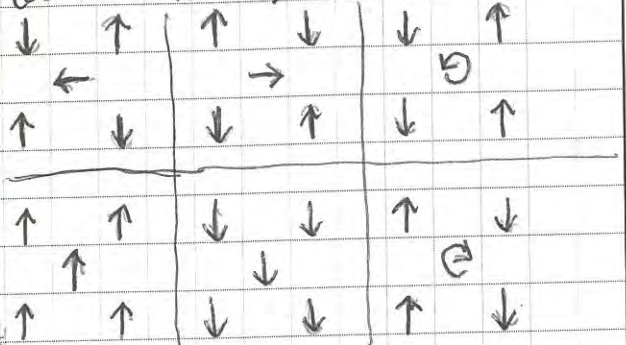
Mecanum Robot:



Wheel angles
face inwards

Top-Down View of Mecanum Base

Mecanum wheels allow omni-directional motion with parallel-aligned wheels. The below diagrams show certain wheel movements (corner ^{arrows} ~~wheels~~ ^{ce}) to achieve certain robot movements (center arrows)



- We had experience with X-drives and tank drives, however we'd never used ^{ce} mecanum wheels before. We decided to make a small mecanum robot to test it out.
- The robot was slow, wobbly, and inconsistent. It was clear that we did not want to put them on our competition design.
- The Mecanum Robot has come in useful for us and other Queensberg teams as a programming test bed as well.

CC

Continued to page N/A

SIGNATURE

Christopher [Redacted]

DISCLOSED TO AND UNDERSTOOD BY

[Signature]

DATE

9/21/21

DATE

9/21/21

PROPRIETARY INFORMATION

Drive Train

	Maneuverability	Maintenance	Construction Time	Total
Tank Drive	5	8	7	20
X-Drive	9	4	3	16
Mecanum	5	2	6	13

- Winning Design was the tank drive through a mix of voting and the design Matrix Pictured above.
- We considered all the variables such as Maneuverability, Maintenance, and construction time.
- ~~SD X-Drive~~^{Mecanum} we decided that it was not the robot that would help us win. Its clunky body, Bad maintenance, and how awkwardly it moved around all contributed to counting this design out of our focus.
- X-Drive, we decided that it would not be the design that would help help us win. While its maneuverability is amazing, its maintenance is a pain and is easily pushed around.
- Tank Drive, we believe this base design will help us win the most as it's easy maintenance and easy design to attach things too, along with the majority vote help secure the design.

SD

Continued to page N/A

SIGNATURE

Samuel [REDACTED]

DATE

9/21/21

DISCLOSED TO AND UNDERSTOOD BY

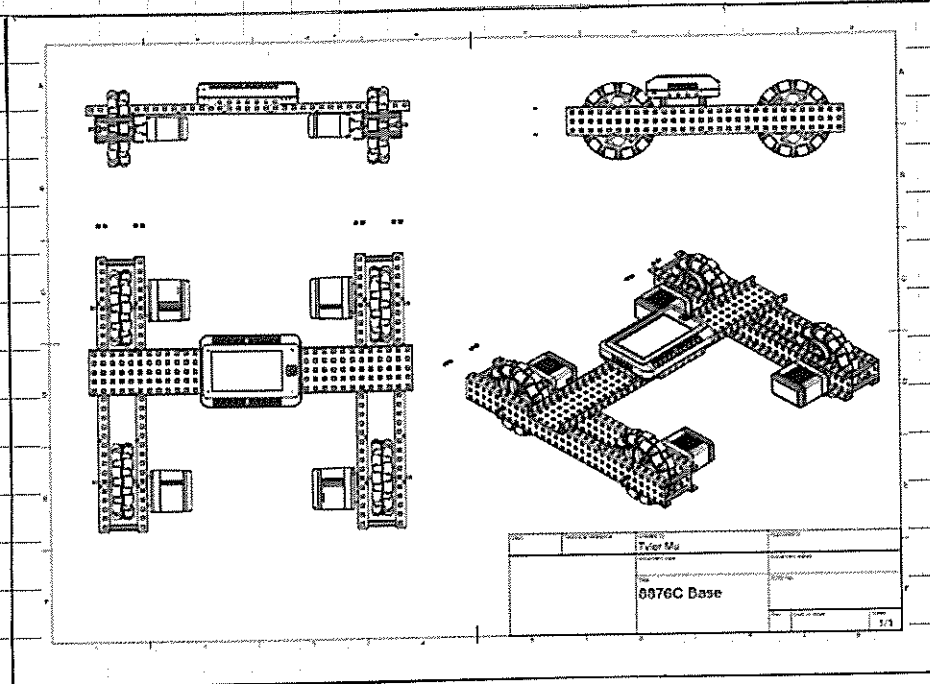
[Signature]

DATE

9/21/21

PROPRIETARY INFORMATION

Base Construction

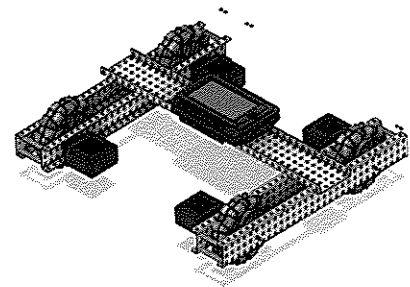


Made With
Fusion 360

(Engineering Drawing of base)

- We started to build the base after modeling a design in Fusion 360

- Our model follows a standard four wheel drive model
- 4 motors allows us ~~the~~^{to} have mobility and horsepower, while leaving room to allocate motors for sub systems



(3D model of base)

Continued to page 21

SIGNATURE

[Handwritten Signature]

DISCLOSED TO AND UNDERSTOOD BY

[Handwritten Signature]

DATE

9/22/21

DATE

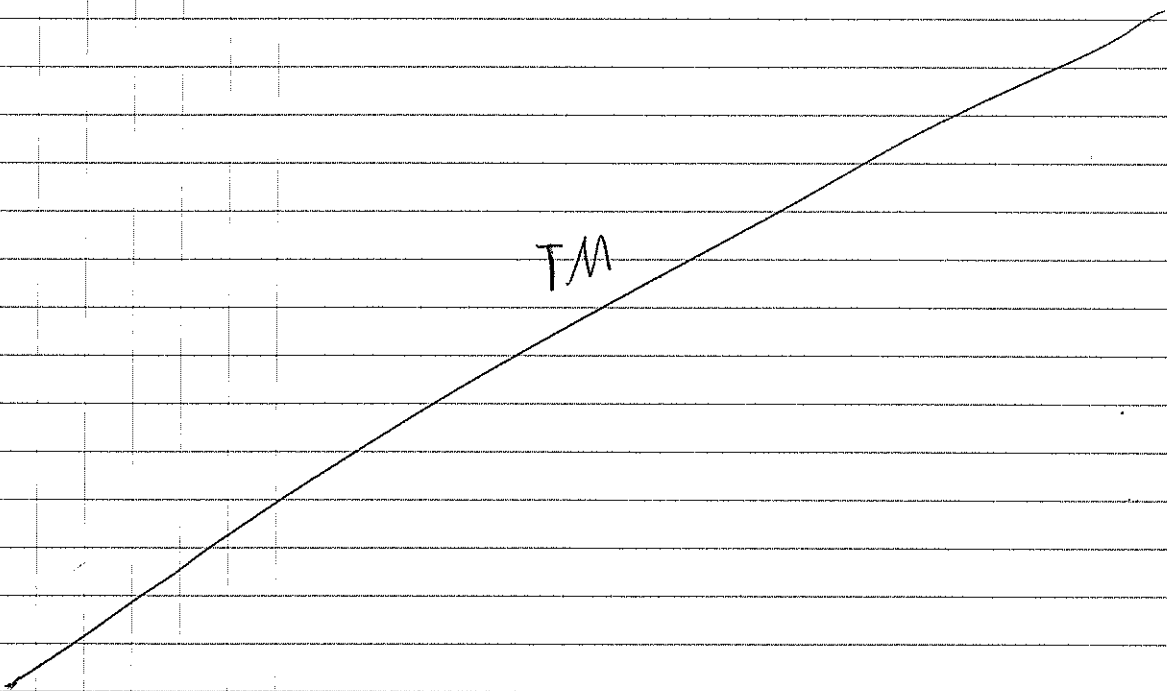
9/22/21

PROPRIETARY INFORMATION

- We constructed one side of the base containing one half of the wheels
 - Afterwards we mirrored it to create two total sides
 - By connecting the two sides with a 5x1x33 C-channel
 - We mounted the TMbattery cortex in the center of the bar
 - The TMmount battery was mounted below the cortex to keep the base compact.



◦ We used various support pieces such as c-channel, standoffs, and bearing flats to support each piece. (Half of aw) base



Continued to page N/A

SIGNATURE

DATE

9/22/21

DISCLOSED TO AND UNDERSTOOD BY

Alvin [redacted]

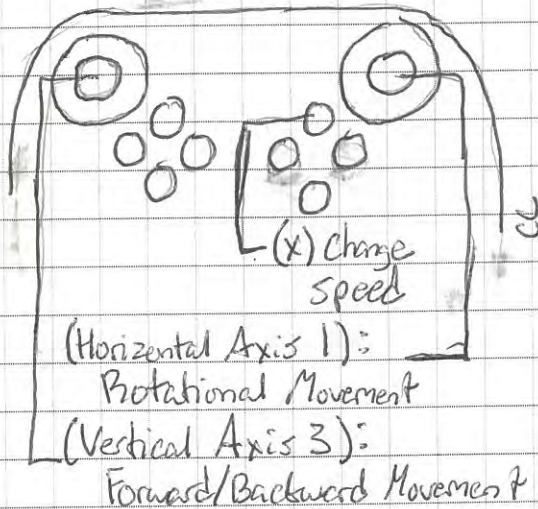
DATE

9/22/21

PROPRIETARY INFORMATION

Base Programming

- This is the code for a simple tank-control base movement
- It includes a deadzone for the remote control
- It also includes a way to switch between two speeds by pressing the X on the Controller



```
#include "vex.h"
```

```
using namespace vex;
```

```
// CLASS INSTANCE INITIALIZATIONS
```

```
controller Controller{};
motor LBMotor{ PORT11 };
motor LFMotor{ PORT1 };
motor RBMotor{ PORT20, true };
motor RFMotor{ PORT10, true };
```

```
// SPEED DEFINITIONS
```

```
// Low drive speed
double speedLow = 0.5;
// High drive speed
double speedHigh = 1.0;
// Actual drive speed (changes during execution)
double drivespeed = speedLow;
// Swaps the speed between high and low
void changespeed() {
    if (drivespeed == speedLow) drivespeed = speedHigh;
    else drivespeed = speedLow;
}
```

```
// DEADZONE
```

```
int deadzone = 5;
```

```
// DRIVE CONTROL
```

```
void drive() {
    // Axis positions
    int A3 = Controller.Axis3.position(percent);
    int A4 = Controller.Axis1.position(percent);

    // Calculate deadzone
    A3 = abs(A3) <= deadzone ? 0 : A3;
    A4 = abs(A4) <= deadzone ? 0 : A4;

    // Calculate left and right power (tank controls)
    double lPow = A3 + A4;
    double rPow = A3 - A4;

    // Apply
    LBMotor.spin(forward, drivespeed * lPow, percent);
    LFMotor.spin(forward, drivespeed * lPow, percent);
    RBMotor.spin(forward, drivespeed * rPow, percent);
    RFMotor.spin(forward, drivespeed * rPow, percent);
}
```

```
// MAIN
```

```
int main() {
    // Initializing Robot Configuration. DO NOT REMOVE!
    vexcodeInit();
    Controller.ButtonX.pressed(changeSpeed);
    while (true) {
        drive();
        task::sleep(5);
    }
}
```

Continued to page N/A

SIGNATURE

Christopher

DATE

9/23/21

DISCLOSED TO AND UNDERSTOOD BY

Elynn

DATE

9-23-21

PROPRIETARY INFORMATION

Drift Problems ^{SD}

- When we began driving the Base around we realized there was significant drift after we stopped pressing onto the drive button.
- We attempted to fix this by making the max value of the encoder after we stopped pressing the drive joystick a max of 10.
- This did not work so we deleted that from the program with no consequences.
- We then noticed the front left and back axle were extremely bent and we replaced these with fresh axels.
- We saw significant improvement yet there was still a decent amount of drift.
- We attempted to finally fix the drift through slowing the total speed down by replacing the speed inserts inside the motors with normal inserts.
- This worked amazingly with minimal drift and was how our Base for the coming months.

SD

Continued to page N/A

SIGNATURE

Samuel



DATE

9/28/21

DISCLOSED TO AND UNDERSTOOD BY

Alana



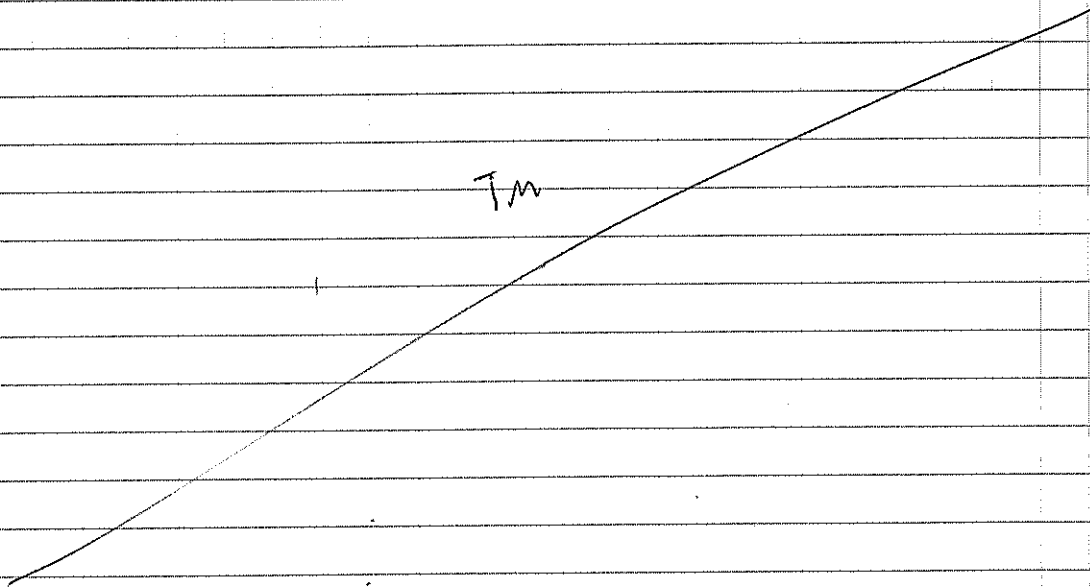
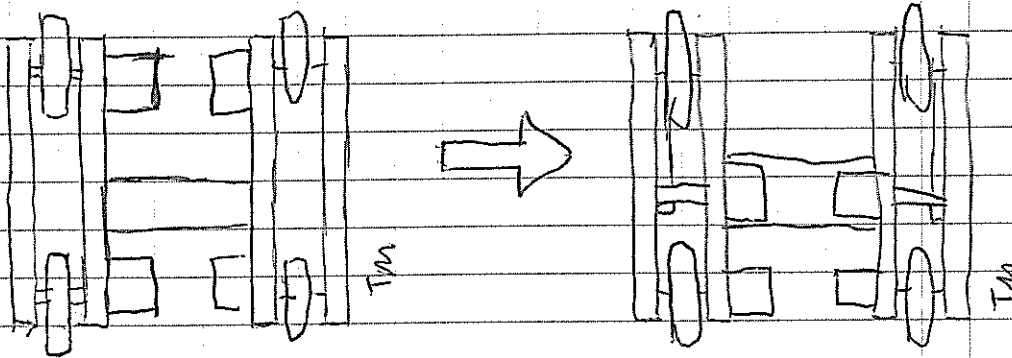
DATE

9/28/21

PROPRIETARY INFORMATION

Motor Relocation:

◦ We noticed we had very little space in the front of the robot, so we decided to move the motor back and connect the axes with a chain



SIGNATURE

[Handwritten signature]

Continued to page N/A

DATE 9/29/21

DISCLOSED TO AND UNDERSTOOD BY

[Handwritten name]

DATE 9/29/21

PROPRIETARY INFORMATION

Bumpers

One of the most important issues we noticed while we were testing our robot inside of our practice field ~~while~~TM was that the rings were becoming stuck below ~~a~~TM our wheels and in our drive train, which was preventing our robot ~~to~~TM from moving. As a solution, we designed and installed bumpers near the wheels to block rings.

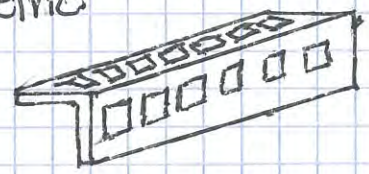
Bumpers:
(TOP)



(Front)



Isometric



(Side)



TM

Results:

- The bumpers performed as intended and blocked most of the rings from getting stuck
- However, during testing we noticed that rings were still getting stuck in the motors

Further Goals: Find solution to prevent rings from getting stuck in motors → Rounded bumpers instead of angular?

Continued to page N/A

SIGNATURE

M

DATE

9/30/21

DISCLOSED TO AND UNDERSTOOD BY

Alana

DATE

9/30/21

PROPRIETARY INFORMATION

Base Supplies List

• Parts Used For Base:

- Cortex: 1
- Battery: 2
- Wired Receiver: 1
- Battery Wire: 1
- Wire: 8
 - Small: 5
 - Medium: 2
 - Large: 1
- Screws: 97
 - 1/3 inch yellow: 20
 - 1/2 inch orange: 37
 - 2/3 inch yellow/red: 32
 - 1 inch orange/blue: 2
 - 3/4 inch light green: 0
 - 7/8 inch dark green: 6
 - 1 1/2 inch purple: 0
 - 2 inch black: 0
- Nuts: 83
- Motors: 5
 - Torque: 1
 - Speed: 0
 - Normal: 4
- Axels: 7
 - Normal: 7
 - Large: 0

• Wheels: 5

- Omni wheels: 5
- Mecanum wheels: 0
- Normal: 0

• Gears

- Sprocket: 4
 - 1.) 5 tooth: 0
 - 2.) 12 tooth: 4
 - 3.) 18 tooth: 0
- Normal: 0
 - 1.) N/A tooth: 0
- Fat gears: 1
 - 1.) 12 tooth: 1

• Spacers: 15

- White: 11
 - 1/8 inch: 2
 - 1/2 inch: 9
- Black: 4
- Collars: 8
 - Black: 6
 - Metal: 2

• Standoffs

- 2 1/2 inch: 8
- 1 inch: 6
- 1/2 inch: 8

• Chain Links:

- Small Grey: 80
- Green: 0
- Grey: 0

Continued to page 27

SIGNATURE

Samuel [REDACTED]

DATE

9/30/21

DISCLOSED TO AND UNDERSTOOD BY


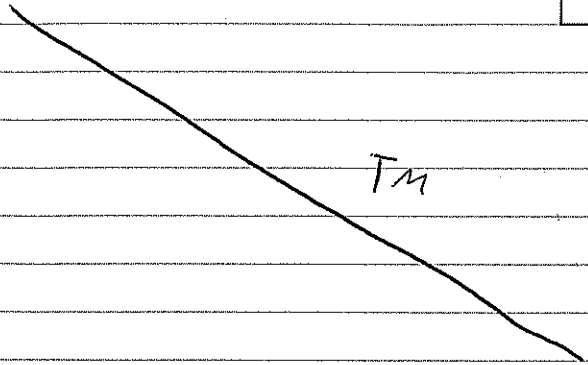
Alana [REDACTED]

DATE

9/30/21

PROPRIETARY INFORMATION

- C-Channel
- 3x1x30:4
- 5x1x33:1
- (CUT) 1x2x7:2
- 1x1x7:1
- (CUT) 3x4x2:1



Continued to page N/A

SIGNATURE

[Handwritten Signature]

DATE

9/30/21

DISCLOSED TO AND UNDERSTOOD BY

[Handwritten Name]



DATE

9/30/21

PROPRIETARY INFORMATION

Sub-Systems

- ^{ad.} Decision Matrix for Scoring Strategy
(bad 1-10 great)

Priorities	Point Potent.	Complexity	Reliability	Alliance Help	Total
Bases	10	8	6.8	5.8	30.6
Rings	3.4	5.8	6.2	7	22.4
Hybrid	7.2	3	5	7.4	22.6

* Totals are averaged based on team votes

- We picked the bases for our scoring strategy because we have the highest point potential with the least amount of complications occurring.
(bad 1-10 great)
- Decision Matrix for Sub-Systems

	Point Potent.	Complexity	Reliability	Defensive	Total
Hooks	5	8.3	8.8	5.4	27.5
Base Pusher	3.2	10	9	0	21.2
Piston Wing	5.5	6	6	3.2	20.7
Claw/Clamp	9.4	2.4	5.2	8.2	25.2
Storage	3.8	6.8	8.4	9.6	28.6
Conveyer	7.8	1.1	4.6	7.9	20.5

Continued to page 29

SIGNATURE

Alana

DATE

10/5/21

DISCLOSED TO AND UNDERSTOOD BY

Manuel

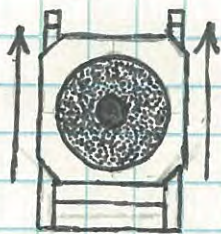
DATE

10/5/21

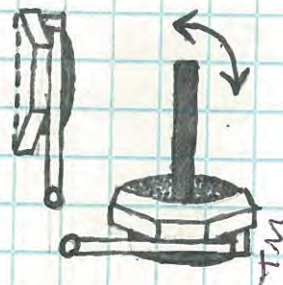
PROPRIETARY INFORMATION



Clamp/Claw



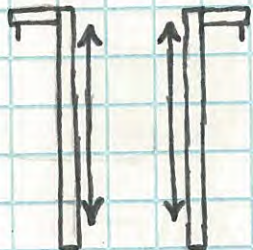
Base Pusher




Storage



Hook



Piston Wings



Conveyer

- Although the claw/clamp design didn't have the highest overall point total, we had to consider the small amount of time we had before the competition on Saturday, December 4th. The claw/clamp design was the quickest design to build and had the highest point potential. Also, unlike the other designs, the claw/clamp grabbed onto the leases on the bottom and top making it harder for the other team to steal the leases.

cc

Continued to page N/A

SIGNATURE

[Handwritten Signature]

DATE

10/5/21

DISCLOSED TO AND UNDERSTOOD BY

[Handwritten Signature]

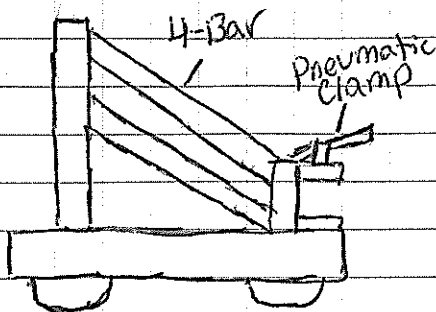
DATE

10/5/21

PROPRIETARY INFORMATION

Armbot Conceptualization

o We came up with a basic arm design as shown below. It would use a torque motor along with a torque aligned gear ratio that will assist the motor.



(Sketch of robot)

o The estimated range of motion, provided we utilized 35 unit long c-channel, would be around 18 inches which is more than enough to deposit bases onto the platform.

o Primary Subsystem:

- o Pneumatic ~~So~~ powered

- Allows us to control bases without risk of dropping the base and/or another team stealing it

SD

Continued to page N/A

SIGNATURE

Samuel [REDACTED]

DATE

10/12/21

DISCLOSED TO AND UNDERSTOOD BY

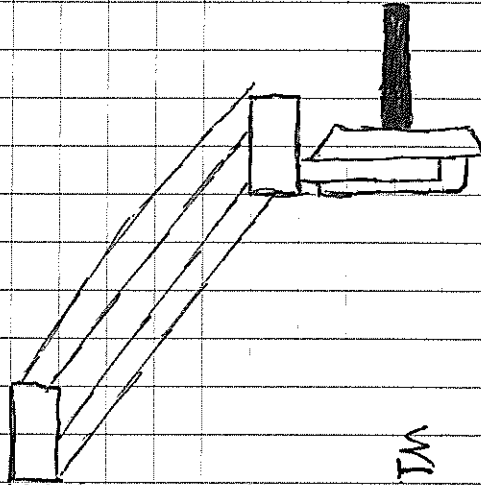
Alana [REDACTED]

DATE

10/12/21

PROPRIETARY INFORMATION

Construction of the 4-Bar Lift



(Sketch of a 4-bar w/ a base)

The 4-Bar lift design allows for a motor to rotate and elevate an extension while keeping the base parallel with the upper section

- Our 4-bar can rotate around 100° from its resting position to its maximum elevations
- Has room for rubber bands to support the lift
- Can have any sort of attachment mounted to the top. Such as a clamp or claw

Continued to page N/A

SIGNATURE

DATE

10/12/21

DISCLOSED TO AND UNDERSTOOD BY

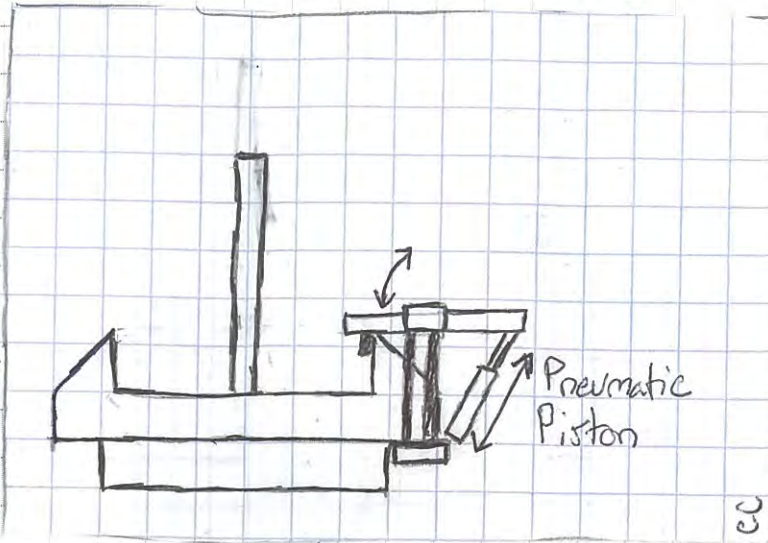
Elym

DATE

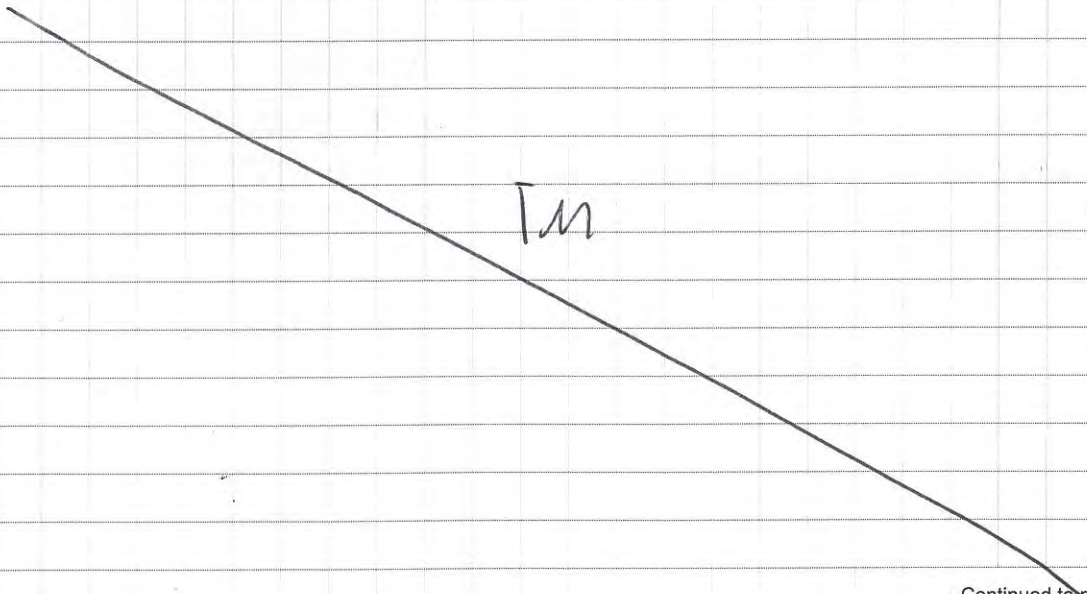
10/12/21

PROPRIETARY INFORMATION

Pneumatic Clamp



We designed the clamp in order to accommodate the use of pneumatics, where a pneumatic piston would lift the upper level ^{1m} lever on the right side, which would clamp the base.



Continued to page **N/A**

SIGNATURE

DATE

10/14/21

DISCLOSED TO AND UNDERSTOOD BY

Samuel [Redacted]

DATE

10/14/21

PROPRIETARY INFORMATION

Assembling the Armature



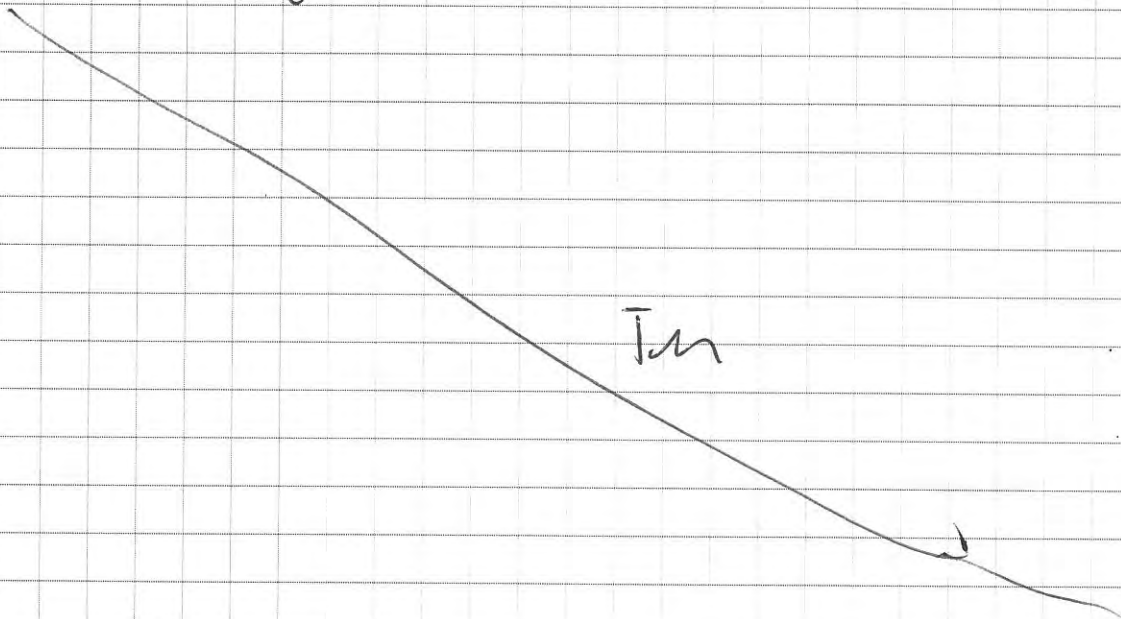
(Claire working on the) Armature

Finishing Touches:

- We fully mounted the clamp to the H-bar lift

- We had to shorten the length of the H-bar to accommodate the 18" x 18" size constraint

- Mounted motors to the H-Bar through the use of 2 torque geared gears and an idle gear



Continued to page N/A

SIGNATURE

DATE

10/19/21

DISCLOSED TO AND UNDERSTOOD BY

Christopher [redacted]

DATE

10/19/21

PROPRIETARY INFORMATION

Base Adjustments

To account for our newly installed armature, we had to make various changes to our pre-existing base to accommodate the arm


- We had to shorten the inner C-channel in order to allow the arm to rest near the ^{Tim} ~~group~~ ground and grab bases
- We also adjusted the location of the center bar to allow the arm to reach a more appropriate elevation
- The H-bar had to be shortened again ^{Tim} ~~to~~ as well as the clamp to meet the 18" x 18" size constraint

Note: At the time we still do not have any pneumatics and are unsure if they will arrive

Tim

Continued to page N/A

SIGNATURE



DATE

10/21/21

DISCLOSED TO AND UNDERSTOOD BY


anna

DATE

10/21/21


PROPRIETARY INFORMATION

Pneumatics and Conveyor Design

- Our designs required that we use pneumatics but as all the canisters were being used by other teams we had to order them. These pneumatics would most likely not arrive for another few weeks which we did not have time for.
- Me and Eli came up with a solution which we then proceeded to pitch to the other members of our team. This was a conveyor lift.
- The team talked through all the pro and cons to this as shown below.

Pros	Cons
- Pros include a fast way to collect bases, protect them from opposing robots, and carry many bases at once. These Pros were very similar to many of the other designs such as the pneumatic clamp and the base pusher design.	- Cons include that we have no idea how the conveyor will deposit the bases and whether they would land upright or side ways. Also we would have to add a folding segment so it could fit within the 18x18x18 starting limit but not expand more than the 36 inch expansion limit.

- We were able to sketch a basic design of this idea and after that we had a vote and decided this would be the best idea to move forward with to get the best results we can.

Continued to page **N/A**

SIGNATURE

Samuel [REDACTED]

DATE

10/21/21

DISCLOSED TO AND UNDERSTOOD BY

Adam [REDACTED]

DATE

10/21/21

PROPRIETARY INFORMATION

Build of Conveyor frame

To Start the Build of the conveyor, We first needed a Basic frame to build off of.

- To start we took 2 C shaped Pieces of Aluminum metal and screwed them together to create a short L shape.
- We made one of these for each side and they were approximately 14 inches apart and had a small gearbox ^{SD} with sprockets jutting out at the bottom ready to receive and redirect chain links.
- Afterwards we added an axle that would rotate around 180 degrees, This would facilitate to movement of the extension of the conveyor which was positioned on the side of the main frame.
- This folding extension was also equipped with a gearbox and sprockets.
- We then added the motor ~~base~~ ^{SD} necessary with a torque insert to move the sprockets and eventually the chain links at top of the folding extension.
- Afterwards we had to put collars and spacers on all our axels to prevent them from falling off and stability for the axels.



Continued to page **N/A**

SIGNATURE

Samuel [REDACTED]

DATE

10/26/21

DISCLOSED TO AND UNDERSTOOD BY

[REDACTED]

DATE

10/26/21

PROPRIETARY INFORMATION

Mounted Conveyor on Fulcrum

Once we Belived the basic frame was complete we mounted it onto the base.

- We added a large 84 tooth fat gear on the left side where we assumed our motor would go, and a 60 tooth fat gear on the right side. These were placed on because they helped rotate the conveyor and could have a fat axel placed inside.
- We realized that to stop our axels from bending under so much torque, so we placed a fat axel through these.
- we then placed rubber collars to keep it from moving from side to side.

Ramp while folded



Ramp unfolded



SD

Continued to page *N/A*

SIGNATURE

Samuel [REDACTED]

DATE

10/28/21

DISCLOSED TO AND UNDERSTOOD BY


Alana [REDACTED]

DATE

10/28/21

PROPRIETARY INFORMATION

Mounting the Motors for the Fulcrum:



New Location of the Fulcrum Motor

We spent while figuring out where to mount the motor, however most locations interfered with the 18" by 18" constraint or the track. Eventually we found this location after some trial and error which satisfied both criteria.

~~TM~~

Continued to page N/A

SIGNATURE

Samuel

DATE

11/4/21

DISCLOSED TO AND UNDERSTOOD BY

Samuel

DATE

11/4/21

PROPRIETARY INFORMATION

Possible attachment to reduce load on hooks

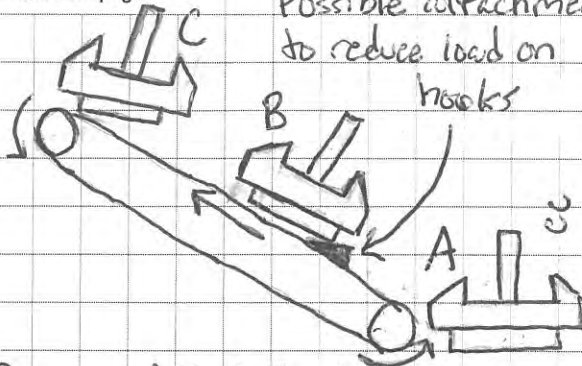




Diagram of Hook Functions

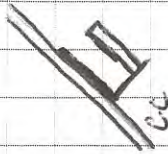
Hook Design Attempts



We thought that an obtuse-angled hook would be good because it would stay vertical



We also tried shorter prongs to make releasing the base easier



We ended up choosing long prongs at 90° angles (see image left)

Image of our chosen hook design (for now)



Pros and Cons

- The obtuse-angled hooks did not work because the chain actually bends so the hooks angle is not what was intended (see image below)
- The small hooks could release the bases well, but not pick them up
- The large hooks worked best overall, but struggled to release the bases. More testing/development is required

Hook Design Goals (refers to top diagram)

- A - Must be able to pick up bases from the floor
- B - Must be able to pull the bases up the conveyor
- C - Must be able to release bases onto the platform



Image of hook angle changed by bent chain

Continued to page N/A

SIGNATURE

Christopher [redacted]

DATE

11/9/21

DISCLOSED TO AND UNDERSTOOD BY

Samuel [redacted]

DATE

11/9/21

PROPRIETARY INFORMATION

Fulcrum Programming and Conveyor Rearranging

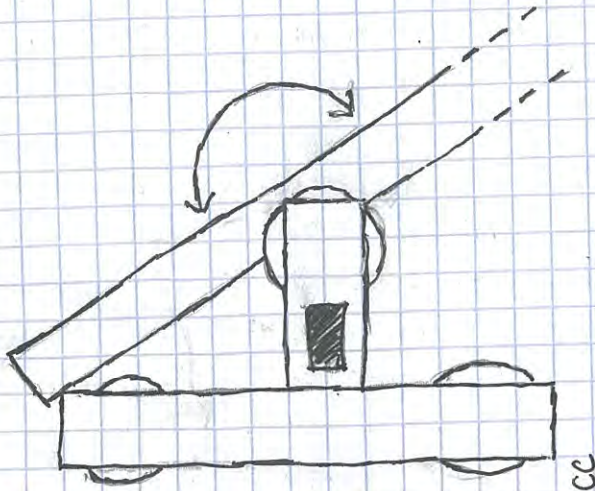


Diagram Of Fulcrum Action

- We programmed the fulcrum to rotate. Originally, with the motor switching between zero and full speed instantly, the whole robot would shake around because of the amount of weight that was being moved
- Instead, we reprogrammed the motor to speed up and slow down gradually, which solved the shaking problem but introduced some delay to the movement
- The program also uses the hold brake type to keep the conveyor in place

```
// FULCRUM EASING
if (Controller.ButtonL1.pressing()) {
  // Speed up clockwise relative to delta time
  fulcrumEaseSpeed += dTime / fulcrumEaseTime;
} else if (Controller.ButtonL2.pressing()) {
  // Speed up counterclockwise relative to delta time
  fulcrumEaseSpeed -= dTime / fulcrumEaseTime;
} else if (abs(fulcrumEaseSpeed) < 10 / fulcrumEaseTime) {
  // If slow enough within a certain threshold, stop the motor in a brake hold
  FulcrumMotor.stop(brakeType::hold);
  fulcrumEaseSpeed = 0;
} else {
  // If neither button is pressed, slow down the motor
  fulcrumEaseSpeed -= (fulcrumEaseSpeed < 0 ? -1 : 1) * dTime / fulcrumEaseTime;
}
if (fulcrumEaseSpeed != 0) {
  // Clamp the speed
  fulcrumEaseSpeed = clamp(fulcrumEaseSpeed, -fulcrumSpeed, fulcrumSpeed);
  // Apply the speed
  FulcrumMotor.spin(forward, fulcrumEaseSpeed * 100, percent);
}
```

dTime is the delta time (in ms) since the last loop

Program Notes

fulcrumEaseSpeed
keeps track of the
current motor speed

fulcrumEaseTime is
the time for the fulcrum
to fully accelerate or
decelerate (default
500 ms)

fulcrumSpeed is the
max fulcrum speed
(default 0.5)

Continued to page 41

SIGNATURE

DATE

Christopher [REDACTED]

11/16/21

DISCLOSED TO AND UNDERSTOOD BY



DATE

Erin [REDACTED]

11/16/21

PROPRIETARY INFORMATION

Fulcrum Programming and Conveyor Rearranging Cont.



CC



- The end of the conveyor was flat, and the bases were flipping when coming off the end
- We tried a few possibilities to make the hooks release without flipping (diagrammed on the left)
- The small sprocket^{CC} sprockets were worse - they didn't release the base at all, the chain just got stuck
- The "Higher" model pushed the bases up at an awkward/inconvenient angle
- The "Lower" model releases better, though still not as good as we'd like. It also makes the chain hang lower on the bottom, causing the hooks to get caught on things.
- We chose to keep the "Lower" model, for now

CC

Continued to page N/A

SIGNATURE

Christopher




DATE

11/16/21

DISCLOSED TO AND UNDERSTOOD BY

Elmer



DATE

11/16/21

PROPRIETARY INFORMATION

Stabilization Wheel

- As we started testing the autonomous we realized that the whole robot under so much force from the combined power and momentum of the rubberbands and motor flipping the extension of our conveyor belt out, that the robot was tipping over on its backside.
- We needed a quick and easy, yet temporary way of stabilizing the robot.
- We came up with the "Juke Wheel" which is what we call the omni wheel operating on the backside of our robot, freely, and without a motor.



wheel top



wheel bottom

SD

Continued to page N/A

SIGNATURE

Samuel

DATE

11/18/21

DISCLOSED TO AND UNDERSTOOD BY

Alana


DATE

11/18/21

PROPRIETARY INFORMATION

Testing Base Dismount

- At this point we had most of what we needed so began testing how well we could actually dismount the buses from the conveyor onto the platform.
- We attempted this in many different ways from the angle of the fulcrum to the speed of the conveyor, yet the buses would rarely get detached from the hooks, and when it did it would not get pushed onto the tipping platform without falling over.
- Our first idea was to lower the motor and conveyor a bit to provide leverage as well to help slowly slide the hooks off the buses.
- The defenitly helped and the detachment of the hooks occurred more frequently, especially when the fulcrum was flat.
- The problem with this is that the hooks could never push the buses off anymore and the likely hood of the buses being unhocked was still relatively low, and we wanted 100%



Bus Dismount

Continued to page N/A

SIGNATURE

Samuel [REDACTED]

DATE

11/18/21

DISCLOSED TO AND UNDERSTOOD BY

Alana [REDACTED]

DATE

11/18/21

PROPRIETARY INFORMATION

Sizing Constraint Problems

- We decided to do a quick measurement of our robot after the new addition to make sure it fit within the 18x18x18in and the 36inch sphere constraints
- After a quick measurement we found that it was too big in both regards
- We reasoned that shortening the extension would fix these problems
- After we shortened these pieces of metal the robot fit within the constraints in both regards




photo of sizing discussion

Continued to page N/A

SIGNATURE

Samuel [REDACTED]

DATE

11/18/21

DISCLOSED TO AND UNDERSTOOD BY

[REDACTED]

DATE

11/18/21

PROPRIETARY INFORMATION

Autonomous Strategy Discussion

- As discussed in the Autonomous Overview, there is the opportunity to gain a WP during Autonomous. The question posed to the team was if it is worth it to go for the WP or just try to get normal points

Pros

Worth more than an additional match ending in a tie (see Autonomous Overview)

Cons

Dependent on the ally's abilities

Time spent reduces normal scoring potential

Our robot is not designed to handle rings

- We decided that, for this competition, we would just focus on getting points and not on the WP
- In the future, however, we would like multiple programs and the option to go for the WP depending on our ally's ability

cc

Continued to page **N/A**

SIGNATURE

Christopher

DISCLOSED TO AND UNDERSTOOD BY

Alana

DATE

11/18/21

DATE

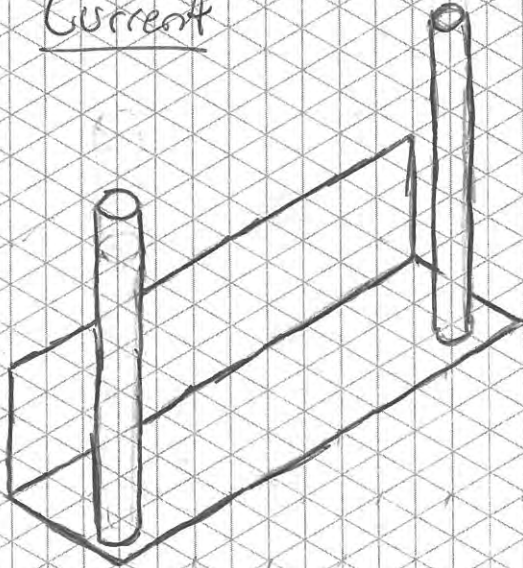
11/18/21

PROPRIETARY INFORMATION


Hooks Redesigned

- We have had issues with the base flipping over and not landing flat on the dipping platform
- We fixed this ~~so~~^{SD} by adding a straight piece of metal across so it wouldn't go as far into the base
- This made it easier for the bases to unhook and be deposited onto the platform
- This is the design we will use in our first competition

Current



New



CC



This picture shows why the new design does not get stuck as deep into the base

SD

Continued to page **N/A**

SIGNATURE

Samuel



DATE

11/23/21

DISCLOSED TO AND UNDERSTOOD BY

Nana



DATE


11/23/21

PROPRIETARY INFORMATION

Moving Cortex



(front view)



(bottom view)

We realized during a test that the hooks on the conveyor belt were hitting the cortex. We moved the cortex from the top side to the bottom side of the c-channel connecting the two inside sides of our base. In order for it to fit there, we had to move the battery onto a c-channel connecting the conveyor to the base.

CS

Continued to page **N/A**

SIGNATURE

Claira

DATE

11/29/21

DISCLOSED TO AND UNDERSTOOD BY

Samuel

DATE

11/29/21

PROPRIETARY INFORMATION

Passing out Jerseys

- passed out 8876 jerseys for people who didn't have one already.
- It is a simple design with a blue and gray camo pattern.
- "Spartans" is written on the front while "8876" is written on the back

Tool Box

- we added spare parts like gears, chains, torque inserts and motors to our toolbox.
- Another communal toolbox was made for the other teams to bring to competitions.
- organised our own tool box and added more screws, metal, and axels.

Jerseys



EM

Continued to page **N/A**

SIGNATURE

Clint

DATE

12-3-21

DISCLOSED TO AND UNDERSTOOD BY

Clara

DATE

12-3-21

PROPRIETARY INFORMATION

Chittenango High School Tournament

- Everyone arrived on time
- Sam and Manny attended Drivers Meeting
- 22 other teams
- Paper Schedule handed out at competition.

8010

"Steam-C" 13

Qualification Match List

Bears Robotics Tipping Point Tournament 2021

COMPETITION

Match	Field	Time	Red 1	Red 2	Blue 1	Blue 2
Q1	Field 1	Sat 9:00 AM	99001A	8214C	7157A	1757A
Q2	Field 2	Sat 9:06 AM	8876A	8876C	64040B	64040C
Q3	Field 1	Sat 9:12 AM	7157F	7157X	34000E	64820A
Q4	Field 2	Sat 9:18 AM	64040A	7157C	99001B	8876E
Q5	Field 1	Sat 9:24 AM	53999B	1757T	1757U	53999F
Q6	Field 2	Sat 9:30 AM	7157B	7157E	34000E	1757A
Q7	Field 1	Sat 9:36 AM	8876E	64040B	8214C	7157X
Q8	Field 2	Sat 9:42 AM	1757U	7157C	34000E	8876E
Q9	Field 1	Sat 9:48 AM	53999F	64820A	7157E	99001A
Q10	Field 2	Sat 9:54 AM	7157A	64040C	64040A	1757T
Q11	Field 1	Sat 10:00 AM	99001B	7157F	7157B	8876A
Q12	Field 2	Sat 10:06 AM	1757A	1757T	8876E	8214C
Q13	Field 1	Sat 10:12 AM	8876A	53999F	64040A	7157F
Q14	Field 2	Sat 10:18 AM	1757U	64040B	64820A	7157A
Q15	Field 1	Sat 10:24 AM	7157E	7157X	64040C	53999B
Q16	Field 2	Sat 10:30 AM	34000E	99001A	7157C	8876E
Q17	Field 1	Sat 10:36 AM	7157B	99001B	64040B	53999F
Q18	Field 2	Sat 10:42 AM	8876E	8876C	7157E	7157E
Q19	Field 1	Sat 10:48 AM	53999B	99001A	1757T	7157B
Q20	Field 2	Sat 10:54 AM	34000E	8214C	1757U	8876A
Q21	Field 1	Sat 11:00 AM	7157A	64040A	7157X	99001B
Q22	Field 2	Sat 11:06 AM	64820A	1757A	7157C	64040C
Q23	Field 1	Sat 11:12 AM	64040A	53999B	64040B	34000E
Q24	Field 2	Sat 11:18 AM	7157A	64820A	7157B	64820A
Q25	Field 1	Sat 11:24 AM	64040C	53999F	7157C	8214C
Q26	Field 2	Sat 11:30 AM	7157X	7157F	99001A	1757T
Q27	Field 1	Sat 11:36 AM	7157E	1757U	99001B	1757A
Q28	Field 2	Sat 11:42 AM	8876E	8876A	1757T	64820A
Q29	Field 1	Sat 11:48 AM	99001B	8876C	99001A	64040C
Q30	Field 2	Sat 11:54 AM	7157C	7157B	7157X	8876A
Q31	Field 1	Sat 12:30 PM	8214C	7157E	64040A	1757U
Q32	Field 2	Sat 12:35 PM	34000E	7157A	53999F	8876E
Q33	Field 1	Sat 12:40 PM	64040B	1757A	53999B	7157F
Q34	Field 2	Sat 12:46 PM	8876E	53999F	8876E	1757T
Q35	Field 1	Sat 12:50 PM	99001B	8214C	53999B	64820A
Q36	Field 2	Sat 12:55 PM	64040B	1757T	7157E	7157C
Q37	Field 1	Sat 1:00 PM	64040A	1757A	99001A	8876A
Q38	Field 2	Sat 1:05 PM	64040C	7157B	1757U	8876E
Q39	Field 1	Sat 1:10 PM	7157C*	7157F	8214C*	7157A

421
 422
 11:20 a.m.
 malfunction
 with chain
 (conveyor)
 not working
 Judge
 Skiff
 lunch break
 Mr.

page N/A

SIGNATURE

Alanna

DATE

12/4/21

DISCLOSED TO AND UNDERSTOOD BY

Chaire

DATE

12-4-21

PROPRIETARY INFORMATION

• First Match of the Day:

- started off 25 minutes late due to technical difficulties
 - robots wouldn't move during autonomous although the timer was started
- Match began at 9:25am
- Information Regarding First Match:
 - Red Team: 99001A & J8214C
 - Blue Team: 7157A & 1757A
- Results:
 - Blue Team won by 1 point
 - 8214C was the only robot able to successfully put rings onto leases
 - Point Total: 143 to 142
- What Could Have Been Done Better?
 - Scoring by putting rings on the leases for blue team
 - 99001A's robot wasn't able to successfully place rings on leases due to a gap between their conveyor lift for the rings and the pole of the lease
- Scoring Questions for Tournament:
 - Do leases knocked over and/or leaning on a wall in the home zone count?
 - Does a platform with base(s) on ~~it~~^{aa} it that is not parallel to the playing field and is nearly touching the ground on one side count?
 - Can a robot be touching an elevated platform at the end of the match?

Continued to page

SIGNATURE



DATE

12/4/21

DISCLOSED TO AND UNDERSTOOD BY



DATE

12/4/21

PROPRIETARY INFORMATION

• Our First Match:

◦ Updated Information:

- Began at 9:40am
- Allied with Queensbury 8876A Team (Freshmen)
- Against 64040B and 64040C (Lake George Teams)

◦ Results:

- Blue Team Won Autonomous (Opposite Team)
- We lost
- Point Total: 40 to 107

◦ What Could We Have Done Better?

- Improve autonomous mode in which our robot pushes a base into our goal to score some points. This is because our current autonomous can only open up (extend/expand) our conveyor and moves forward a couple inches
- Communicate more clearly and frequently (miscommunication occurred during match).

Win: 0 Tie: 0 Lost: 1 Matches Played: 1

• Teams to Alliance with for Elimination Rounds:

◦ 8214C (LED light robot)

- Can successfully put rings onto bases and put bases onto platform (can move bases)

◦ 64040C (Lake George)

- Had an autonomous that ~~scored~~ scores a high amount of points
- Their Autonomous:
 - ~ Went forward
 - ~ Grabbled neutral base
 - ~ turned around

Continued to page

SIGNATURE

Alana
Alana

DATE

12/4/21

DISCLOSED TO AND UNDERSTOOD BY

DATE

12/7/21

PROPRIETARY INFORMATION

~ grabbed alliance base

- Had 2 bases at once

~ Attempted to put rings on the pole of the alliance base but were unsuccessful and instead the rings landed in the base (landed in bottom of base).

- Talked to future alliance teams:

- 8214C (LED robot)

- Strategy; they drive up the platform with 2 mobile goals while we collect other goals and move them to our side; placing some of the goals on our platform.

- They need us to help push their robot onto the platform during driver control period to score points

- 7157A

- Asked them about their Autonomous

- They can only get neutral base during autonomous mode

- Can't put rings on bases, but can score by placing bases on platform and in our home zone.

- Looked into autonomous scoring:

- Elevation of robot/bases on platform parallel to playing field does not count towards point total during the autonomous period.

ACG

Continued to page

SIGNATURE

Alanna

DATE

12/14/21

DISCLOSED TO AND UNDERSTOOD BY

Alanna

DATE

12/14/21

PROPRIETARY INFORMATION

• Our Second Match: Win: 1 Tie: 0 Lost: 1
Matches Played: 2

◦ Updated Information:

- Began at 10:31am
- Allied with 53999B
- Against 1757U and 7157C

◦ Game Plan Discussed With Alliance:

- Alliance would drive up with 2 bases (onto platform)
- We would help them drive up by using our robot to push their robot up the platform
- We would push/move the rest of the bases around making it harder for the opposing team to possess the bases

◦ Alliancees Autonomous:

- moved forward and backward

◦ Results:

- Tie for Autonomous
- We won (blue team)
- Point Total: 83 to 93
- No teams used rings to score points during match

◦ What Could we Have Done Better?

- Putting more bases into our homezone
- Placing more than one base onto our platform
- Remember to play more defensively in which our robot can try to knock off bases on the opposing team's platform (before last 30 sec. of match) during driver control along with stealing bases from other team's robot's possession.

◦ What Could the Other Team Have Done Better?

- Improve/develop an autonomous that can successfully score a minimum of 1 point.

Continued to page

SIGNATURE

Alanna

DATE

12/4/21

DISCLOSED TO AND UNDERSTOOD BY

Uaissa

DATE

12-4-21

PROPRIETARY INFORMATION

Third Match:

Wins: 2 Ties: 0 Lost: 1
Total Matches: 3

- Started at 10:56 AM (8876C & 8214C vs 1757A & 1757T)

Strategy: Our team would prioritize base collections while our ally loaded rings.

Autonomous:

- At the beginning of the ~~the~~ period our chain snapped while unfolding.
 - Likely due to too much stress on the chain during our violent unfolding.
- Other alliance won, putting us at a disadvantage

Driver Period:

- Back and forth.
- After the 30 second left mark the other team contacted our platform and wedged a base underneath.
 - After the Judges discussed, it was declared that the other team would not be disqualified but we were awarded with bonus points

Results:

- We won, 111 points to 65 points
 - One improvement we could make would be the incorporation of bumpers to block rings from entering our drivetrain.
- TM

Continued to page

SIGNATURE



DATE

12/4/21

DISCLOSED TO AND UNDERSTOOD BY



DATE

12-4-21

PROPRIETARY INFORMATION

Fixing the Chain

After the conclusion of our TM first ~~third~~ qualifying match, we found that our conveyor belt had ceased functioning.

- At first we tested the cord in order to determine the source of the issue; we connected the original motor with a new wire and had the same problem.
- Next, we replaced that and tried both motors. Once again, no results.
- From here, we deduced that the problem had to be within the cortex.
- A common with the cortexes is that the ports overload and blow out. We changed the port and tested it, which turned out to be the problem.
- Our programmer then modified the program to account for the port change.

TM

Continued to page

SIGNATURE

M

DATE

12/4/21

DISCLOSED TO AND UNDERSTOOD BY

Clair

DATE

12-4-21

PROPRIETARY INFORMATION

Fourth Match:

Wins: 2 Ties: 0 Lost: 2 #7 → #12
 Total Matches: 4

- Started at 11:39 AM (8876C + 8876E vs. 7157F + 7157E)

Strategy: Our team would defend bases on our side while our allies planned to drive onto the platform with bases.

Autonomous:

- Our alliance did nothing, we enfolded the conveyor
- Other team captured a mobile ~~bat~~ goal and heavily scored, however we still lost.

Driver Period:

- We controlled a few goals however the other team held more
- At the end, our ally slid off the platform right before the end
- We lost 136:60

Reflection:


Going forward we should try to load bases onto the platform rather than relying on our ally. We could also attempt to push bases into the home zone and guard without hoarding.

- Between matches we worked on adding underneath bumpers.

Tm

Continued to page

SIGNATURE



DATE

12/4/21

DISCLOSED TO AND UNDERSTOOD BY

Clavel

DATE

12-4-21

PROPRIETARY INFORMATION

Judges Meeting

◦ We went for our interview between our fourth and fifth match.

- We began by introducing each team member and their team roles.
- Off the bat, the Judges expressed that they loved the originality of our robot design.
- After a prompt, Sam explained the primary mechanisms behind our robot.
- Alana described how our matches have gone so far where we've gone 2-2 and the mistfunctions we've experienced so far.
- Chris explained how our autonomous program only drove forward and unfolded, as well as how the main program functioned.
- Eli described our process building our robot and how we abandoned our previous design due to lack of pneumatics.
- Manny demonstrated how the conveyer unfolded.
- The Judges inquired on a few more specifics which were answered by various members.
- As we made our leave, we thanked them for their time, which they responded in kind. Once again expressing their intrigue with the originality of our design.

Tm

Continued to page

SIGNATURE



DATE

12/4/21 CC

DISCLOSED TO AND UNDERSTOOD BY

Claire

DATE

12-4-21

PROPRIETARY INFORMATION

Fifth Match

Wins: 2 Ties: 0 Lost: 3 #12 → #19
 Total Matches: 5

- Started at 12:22 ^{PM} ~~AM~~ (8876C + 7157B vs. 7157A + 64820A)

Strategy: Our ally ~~to~~ TM focused on controlling one medium mobile goal while we aimed for several bases and to be on the platform at the end.

Autonomous:

- We unfolded the conveyor and slightly moved
- Our teammate did not have an autonomous
- Lost Autonomous

Driver Period:

- The other team quickly gathered multiple mobile goals
- We secured two goals, but found ourselves unable to break the enemy's defenses.
- We ended up losing 40:146

Notes:


- Kings interfered with our drivetrain which inhibited our movement
- Our conveyor struggled to put bases on the platform

Reflections:

- After this match, we truly understand TM understood the importance of autonomous
- We also need to be better prepared as our batteries died midway through

Continued to page

SIGNATURE



DATE

12/4/21

DISCLOSED TO AND UNDERSTOOD BY

Claire

DATE

12-4-21

PROPRIETARY INFORMATION

Skills

- Sam and Eli headed to skills in between matches.
- Everyone later joined while Alana worked on the documentation of the current tournament.
 - Specifically Match number 5 and extra information regarding alliances and strategies.
- Driver Control Skills: new record of 40 points
 - We completed 2 Attempts.
 - Both only received 40 points as we only were able to get two buses onto our side.
 - Sam was our driver for both Attempts and has been for the whole competition since he is the most experienced with driving from this year and previous years, as well is the main designer of the conveyor and knows it the best.
 - It was obvious even with our most experienced driver that we had not enough practice with skills and were unprepared and had no plan nor strategy for taking it on.
- Autonomous Skills: 0 points
 - At the time we barely had an autonomous so we had no chance at getting any points from this

SD

Continued to page

SIGNATURE

Samuel [REDACTED]

DATE

12/4/21

DISCLOSED TO AND UNDERSTOOD BY

Clavin [REDACTED]

DATE

12/4/21

PROPRIETARY INFORMATION

Autonomous Changes At The Tournament

- We had a little bit of time between some of our matches to work on autonomous at the practice field

Before: The robot would drive forward for time and then flip open

After: The robot would drive forward for distance (using the motor encoders), flip open, and drive towards the neutral goal in front of it. We did not get to the point of actually collecting the goal during autonomous.

```
// FORWARD ROTATIONS
// Moves forward a certain number of rotations
// Input: double pow (the power of the motors)
// Input: double rots (the number of rotations)
void forwardRots(double pow, double rots) {
    // Reset rotations
    LBMotor.resetRotation();
    LFMotor.resetRotation();
    RBMotor.resetRotation();
    RFMotor.resetRotation();
    // Booleans for when each wheel has reached its full rotation
    bool LBDone = false, LFDone = false, RBDone = false, RFDone = false;
    // Start motors
    LBMotor.spin(forward, pow * driveSpeed * 100, percent);
    LFMotor.spin(forward, pow * driveSpeed * 100, percent);
    RBMotor.spin(forward, pow * driveSpeed * 100, percent);
    RFMotor.spin(forward, pow * driveSpeed * 100, percent);

    // Loop until all motors are done
    while (!(LBDone && LFDone && RBDone && RFDone)) {
        Brain.Screen.clearLine();
        // For some unknown reason the motor encoders don't work unless this line is
        Brain.Screen.print(RBMotor.rotation(rev));
        // Each of these stops motors after they've reached their number of rotations
        if (!(LBDone && abs(LBMotor.rotation(rev)) >= rots) {
            LBDone = true;
            LBMotor.stop();
        }
        if (!(LFDone && abs(LFMotor.rotation(rev)) >= rots) {
            LFDone = true;
            LFMotor.stop();
        }
        if (!(RBDone && abs(RBMotor.rotation(rev)) >= rots) {
            RBDone = true;
            RBMotor.stop();
        }
        if (!(RFDone && abs(RFMotor.rotation(rev)) >= rots) {
            RFDone = true;
            RFMotor.stop();
        }
        task::sleep(5);
    }
}

// Robot is 18 inches wide. Distance from the wall to the mobile goal
// is 72 inches. Thus the robot must move 54 inches. It moves 25,
// then expands, then moves 29
void autonomous(void) {
    // Lock the fulcrum
    FulcrumMotor.stop(BrakeType::hold);
    // Move forward away from wall
    forwardDist(1.0, 25.0);
    // Expand at the hinge (rubber-band assisted)
    HingeMotor.spin(forward, 30, percent);
    // We can use a time delay instead of encoders because precision
    // isn't as important
    task::sleep(3000);
    HingeMotor.stop(BrakeType::coast);
    // Correct for turning
    LBMotor.spinFor(forward, 0.2, rev);
    // Move forward
    forwardDist(1.0, 29.0);
}
```

here that prints to the screen

CC

Continued to page

SIGNATURE

Christopher

DATE

12/4/21

DISCLOSED TO AND UNDERSTOOD BY

Manuel

DATE

12-4-21

PROPRIETARY INFORMATION

Sixth Match

Wins: 2 Ties: 0 Losses: 4

Total Matches: 6

Rank: #15 → #18

- Started at 12:50 pm

- 8876C + 99001B vs. 99001A + 64040C

Red ↑

↑ Blue

Game Plan: Both of our alliance robots were designed to handle bases, so we both tried to get as many bases as we could. We planned to start putting them on the platform at the end of the match

Autonomous:8876C - Drove forward and extended ^{the} conveyor belt

99001B - Drove to end and collected a neutral goal, but did not bring it into the home zone

99001A - Drove forward slightly. It looked as if their autonomous did not work as intended

64040C - Collected a neutral goal and an alliance goal, brought both into the home zone

Blue won autonomous

Driver Control: We collected both of our alliance goals and tried to put them on our platform, but 64040C tipped it. 64040C held on to its goals from autonomous and put them on the platform at the end. The other team got both ^{CC} two neutral mobile goals early on and guarded them in a corner for the whole match. We lost 146-40

Reflection: We shouldn't have gone for our alliance goals so soon because it allowed the other team to get control of the neutral goals. Their puppy guarding of neutral goals almost seemed like hoarding

Continued to page

SIGNATURE

Christopher

DATE

12/4/21

DISCLOSED TO AND UNDERSTOOD BY

Manuel

DATE

12-04-21

PROPRIETARY INFORMATION

Seventh Match: (last qualification match)

- Started at 13:23 (1:23pm)
- Allied with Team 7517X
- Against 3400E and 5399F

- Game Plan Discussed with Alliance:
 - To keep neutral goals (2) on our side while Alliance takes a blue or neutral base and a neutral base and drives onto the platform with them. At the end we intend to have 2 neutral goals on our side at the end of the match as well as our alliance's robot holding one of our alliance goals (blue colored) and a neutral goal on an elevated (balanced) platform to slide to the ^{opposite} other side and the platform to not be elevated (due to the unbalanced distribution of weight)

- Our Autonomous:
 - Same as before

- Alliance Autonomous:
 - Drove forward/diagonal towards middle neutral

- Results
 - We lost the match
 - Point total was 86 to 40

Continued to page 65

SIGNATURE

Manuel

DATE

12/4/21

DISCLOSED TO AND UNDERSTOOD BY

Camm

DATE

12/4/21

PROPRIETARY INFORMATION

• What could we have done better

- Went for neutral goals and grabbed them off platform when it was not elevated

• What could the other Team have done better

- Should have tried to balance their Platform since they had more than 1 minute to balance knocked off neutral goals onto their Platform since they had them on their side and were protecting them so we couldn't reach the neutral buses. They also could have tried to make our Platform unelevated/balanced by pushing on the goals on our side onto the end of the Platform that was touching the ground.

MR

Continued to page

SIGNATURE

Manuel [Redacted]

DATE

12/4/21

DISCLOSED TO AND UNDERSTOOD BY

Elwyn [Redacted]

DATE

12/4/21

PROPRIETARY INFORMATION

Alliance Selection

- we were chosen by 7157E.
- We are the first match of the elimination bracket.
- 10th place to start off in the elimination bracket
- First elimination round:

- updated information

- 2:18 pm
- Allinced with team 7157E
- Against 1757T and 1757U

- our autonomus

- moved forward and expanded conveyor

- Game Plan

- No time to make a plan

- Results

- Tie Autonomus
- Tie Match
- 60-60 point total

- What could we have done better

- Put an additional base, preferably a neutral base (decreases points of opposing teams) and move it to our side

EM

EM

Continued to page 67

SIGNATURE

EM

DATE

12/4/21

DISCLOSED TO AND UNDERST

EM

DATE

12-4-21

PROPRIETARY INFORMATION

- Confusion over tie
 - Decision was to do a rematch to determine who would move on in the bracket and which would be eliminated.
 - The winner of this rematch would move on, loser would be eliminated

EM

Continued to page

SIGNATURE

EM



DATE

12/4/21

DISCLOSED TO AND UNDERSTOOD BY

Alana



DATE

12-4-21

PROPRIETARY INFORMATION

Elimination Round 1 rematch

- Started at 2:32 PM
- Allied with Team 7157E
- Against Teams 1757T and 1757U

Our Autonomous and our alliances autonomous was the same as the 1st Elimination round

Results

- We won Autonomous
- We won the match
- Point Total 40 to 66

What could we have done better

- Put blue base on platform instead of placing it in the home zone
- Make sure our alliance doesn't hit the other team's platform or push a base into the other team's platform under the 30 second period or else there could be points added onto other teams score or even disqualifications

SD

Continued to page

SIGNATURE

Samuel

DATE

12/4/21

DISCLOSED TO AND UNDERSTOOD BY

Manuel

DATE

12-04-21

PROPRIETARY INFORMATION

Quarter finals round

- 2:57pm
- Allied with Team 7157E
- Against 3400E and 7157X

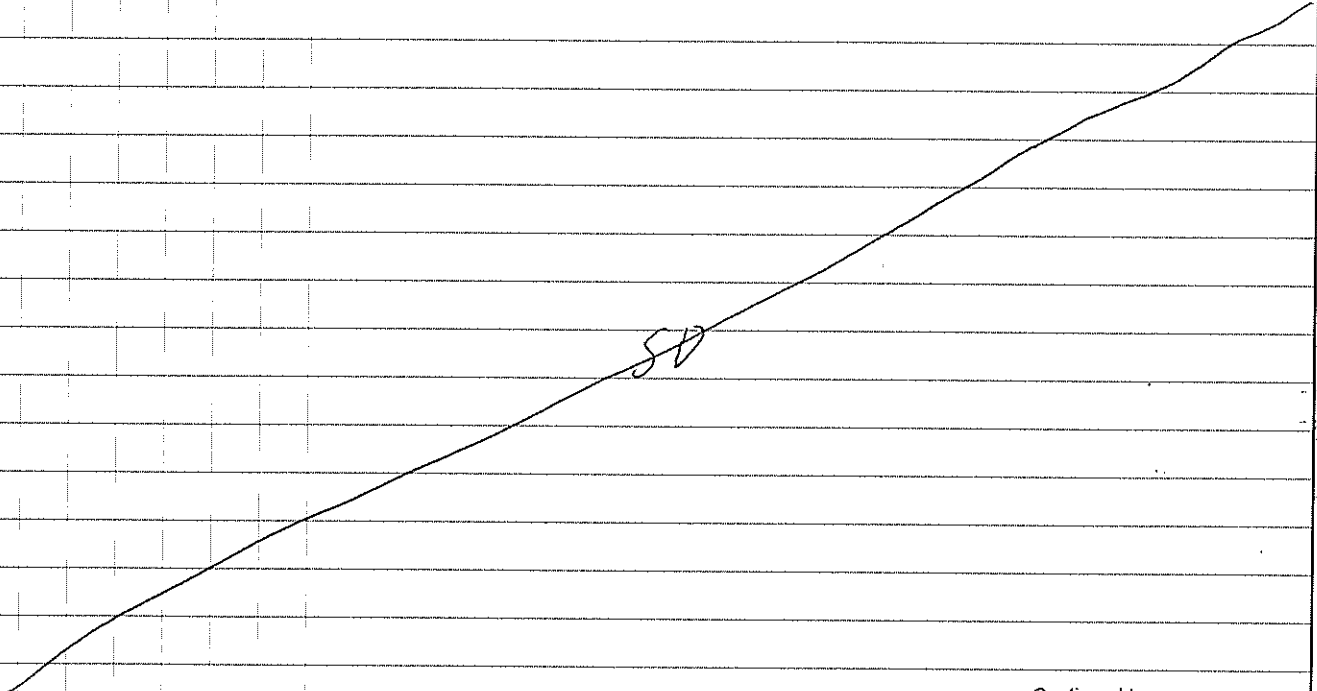
Our Autonomous and our alliances autonomous was the same as the 1st round and its rematch

Results

- we lost Autonomous
- we lost the match
- Point total 176 to 40

What could we have done better


- take bases from 7157X



Continued to page

SIGNATURE

Samuel



DATE

12/4/21

DISCLOSED TO AND UNDERSTOOD BY

Manuel



DATE

12-04-21

PROPRIETARY INFORMATION

Steam-C Awards

Record

- All Time: 1
 - Design: 1
 - Excellence: 0
 - Tournament champion: 0
- 2021-2022
 - Design: 1
 - Excellence: 0
 - Tournament champion: 0



At our tournament today we won our first award in Steam-C History in the 3 years we have participated in Vex Robotics. Specifically we won the design award, and this was due to our hard work, organization, and perseverance in planning, documentation, and hours of writing and drawing. Everyone played a part in thinking of a design and executing it while documenting every part of it we could including discussions, designs, and concepts.

SH

Continued to page

SIGNATURE

Samuel [REDACTED]

DATE

12/4/21

DISCLOSED TO AND UNDERSTOOD BY

Alana [REDACTED]

DATE

12/4/21

PROPRIETARY INFORMATION

Tournament Reflection

- Future Improvements to Robot (Ideas):
 - Develop an autonomous that scores enough points to win autonomous mode (grabs neutral goals and moves them into our home zone).
 - Find a solution to prevent our robot from falling over (distribute weight on robot better by either making the bottom of the robot heavier or by making the top of the robot weigh less)
 - We have to consider that adding weight to our robot will make it move slower and our robot is already slow compared to the robots we saw at the tournament.
 - Currently, our robot is top heavy
- Patterns in Gameplay (during matches):
 - Getting neutral mobile goals on our side during autonomous is very good since we saw that the alliance that had the neutral goals on their side from the start (during autonomous mode) were usually able to keep the neutral goals on their side for the whole match
 - Rings are good for protecting an alliance base (since they can't be knocked off). Putting a base with rings on the platform protects it from being tipped over.
 - Getting the mobile goals onto the platform is good. However, spending too much time putting them onto the platform is bad because it allows

Continued to page 72

SIGNATURE

adama

DATE

12/4/21

DISCLOSED TO AND UNDERSTOOD BY

Samuel

DATE

12/4/21

PROPRIETARY INFORMATION

the other team to take the other mobile goals onto their side (allows them to score points easily).

- Don't underestimate the value of just having a mobile goal in your homezone. (obstacles have to necessarily be on the platform as long as its in our homezone).
- knocking bases over on your side (especially the tallest base) is good for making it harder for the other team to pick up the bases to move them to their side (makes it harder for other alliance to move the bases into their homezone). It also makes it more difficult for the other team's robot to enter our homezone.

AG

Continued to page

SIGNATURE

Alana

DATE

12/4/21

DISCLOSED TO AND UNDERSTOOD BY

Samuel

DATE

12/4/21

PROPRIETARY INFORMATION

Reflection of Drivers

Sam was the Driver for most of the tournament today minus game 5 where we tested a new driver, tyler. Below are their reflections of their driving.

Samuel - Driver during qualifiers rounds 1-4 and elimination round 1-2 Plus rematch of round 1

- During my driving today it was obvious that we needed more practice at driving the robot. The issues I ran into while driving today where that the robot was very big and clunky and its speeds we programmed were either too slow or too fast. Something I had noticed is that there was also a problem where everytime I went to pick up a base the hook was almost always reliable at my position as long as I was able to see the hook which I often could not due to the size of the robot. Another issue that always came up was that when the robot was moving around it would always get stuck under the wheels and omni (Zuke) wheel in the back causing the robot to slow down and almost come to a complete stop. I also had many problems dropping the bases onto the tipping platform or picking up a least 3 bases and holding on to them but that was more of a design failure than a driver error. Lastly an issue I had was that there was not enough communication from spotters telling me and the other alliance member what to do.

- Overall I would rate my performance today a 5/10 as we were unable to get many basic functions going

Tyler - Driver during qualifiers round 5

- No comment

Continued to page

SIGNATURE

Samuel [REDACTED]

DATE

12/4/21

DISCLOSED TO AND UNDERSTOOD BY

Chase [REDACTED]

DATE

12/4/21

PROPRIETARY INFORMATION

Reflection of Mechanical Performance

Our unique design exposed us to many different obstacles that we had to overcome prior to this tournament. However, we found that we did not have enough time to fix every single problem. As a result, our robot underperformed in this tournament.

Key Notes:

- Our design certainly had potential, however we found it was limited by its reliance on chain.
 - When the chain snapped in one of our matches, our robot was rendered useless.
- Our robot was comparatively slow, most of the other robots were able to quickly acquire one or more goals in a short period of time, while we struggled to get one in the same time.
- The controls were very sensitive to movement ⁱⁿ ~~very most of the other~~

Based on our performance and the issues we encountered, we should innovate a solution that does not rely on chains to eliminate their risk factor. We may also want to aim for less goals. We must prevent ringles from jamming the drive train. ~~It~~ We also need an autonomous

Continued to page

SIGNATURE



DATE

12/4/21

DISCLOSED TO AND UNDERSTOOD BY



DATE

12/4/21

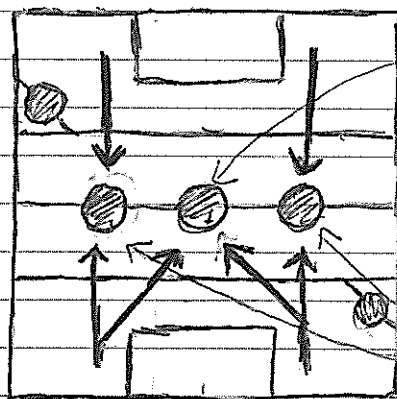
PROPRIETARY INFORMATION

Reflection of Programming

Driver Control: Overall the controls setup was fine, however there were some issues with speed. The high speed was too fast to maneuver accurately without getting caught on rings. The low speed was also too fast for lining up precisely to collect mobile goals. We tried somewhat to change these at the tournament but couldn't find good values.

^{cc} **Performance**
Left Autonomous: Our robot was not prepared soon enough before the competition to create a full autonomous. We also had problems with its orientation changing unpredictably from the force of the conveyor flipping out.

Autonomous Strategy: It became clear very quickly that obtaining a neutral goal during autonomous is critical, because you often keep control of them for the rest of the game. Getting the WP didn't seem effective (I don't think any teams tried). In one case, multiple robots grabbed the same goal and played tug-of-war. We might also consider going for the central neutral goal, since it might be uncontested.



Continued to page

SIGNATURE

Christopher

DATE

12/4/21

DISCLOSED TO AND UNDERSTOOD BY

Chaira

DATE

12/4/21

PROPRIETARY INFORMATION

Reflection of Rules

There were multiple occurrences that there was unclear decisions on. We came up with a short list of the most important occurrences that we experienced.

- There was a match where a base tipped over and was leaning on the wall around the field. We were unsure over whether or not it should be scored. We were unable to find any specific rules for this instance. The head referee decided to count it as scored.
- There were several occurrences of a mobile goal being put underneath a platform. There was a large amount of controversy over what should be done. Rule 563 states that Platforms are safe during the endgame. Point "d" of 563 says that
 - Accidental placements of ~~bases~~^{MP} bases under the platform that are quickly removed are issued warnings.
 - If the placement is intentional and/or not immediately removed, the head referee can consider it a violation
 - Repeated, strategic, and/or egregious warnings may escalate to a violation at the discretion of the head referee.
- We tied in our first elimination match. There was a lot of confusion over what to do. Rule 620 says that match replays are rare, but allowed.

Continued to page

SIGNATURE

Manuel [REDACTED]

DATE

12-04-21

DISCLOSED TO AND UNDERSTOOD BY

Claire [REDACTED]

DATE

12/4/21

PROPRIETARY INFORMATION

Post Tournament Reflection Meeting Notes


Plan: Discuss and reflect on the tournament.

• Reflection:

- o Autonomous is crucial to securing neutral mobile goals for the match
- o Rings are good for protecting alliance mobile goals because they cannot be knocked over.
- o Strategies for making alliances
 - Be friendly
 - We have some teams that follow us on Instagram, but we need some local friends.
 - Lake George would be a very good ally
 - We will send a message to Lake George reaching out about possible alliances.

• Robot Improvements

- o Use smaller gears in the front where bases are picked up
- o Make the hooks smaller that pick up the bases
- o Shorten the conveyor to make it more stable
- o add bumpers to keep the rings out of the drive chain



Continued to page

SIGNATURE

Manuel [REDACTED]

DATE

12-07-21

DISCLOSED TO AND UNDERSTOOD BY

Christopher [REDACTED]

DATE

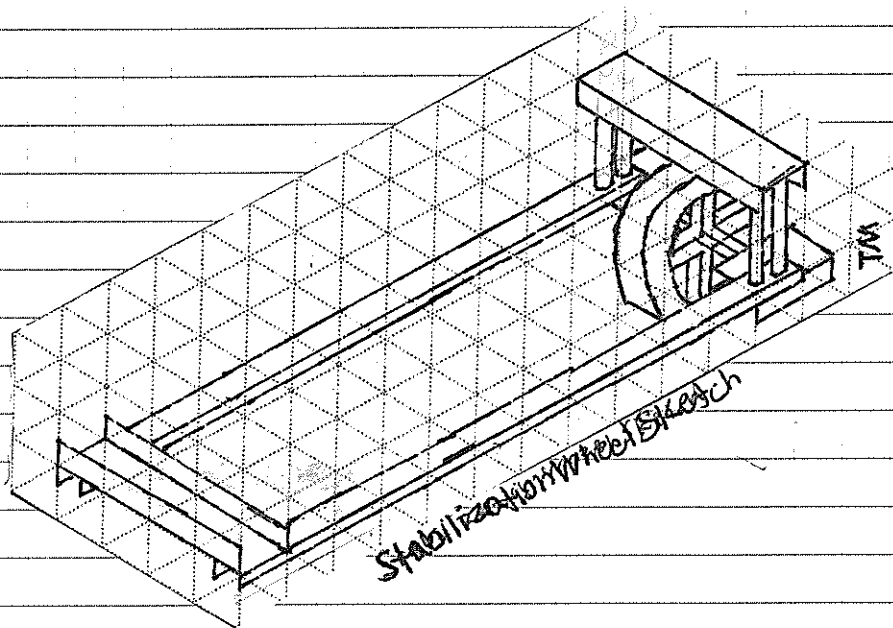
12/7/21

PROPRIETARY INFORMATION

Stabilization Wheel

One major problem we had with our robot in the first tournament was balance when we had multiple bases on the conveyer

- We designed a passive wheel mounted to an extendable slide.
- It was mounted to the back to counteract backwards tipping.
- Used rubber bands to avoid using a motor
- We made an isometric sketch (Below)



Continued to page

SIGNATURE

DATE

12/7/21

DISCLOSED TO AND UNDERSTOOD BY

Samuel [REDACTED]

DATE

12/7/21

PROPRIETARY INFORMATION

Roller Ideas

When Brainstorming the replacement of the chain we had the idea of wheels pushing the bases up the ramp and eventually onto the tipping platform or just for hold into the base.

Below are both ideas we came up with, what we needed to make it function with both their pros and cons

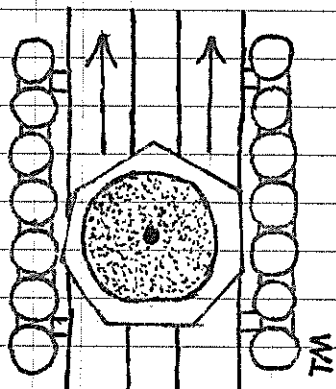
Side Rollers

Pros

- Easy to move base
- Squeezed bases well
- Works in any direction

Cons

- Hard to make
- Can't have base be still



(Sketch of side rollers)

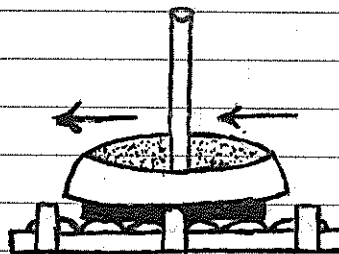
Bottom Rollers

Pros

- Easy to make
- Works in any direction

Cons

- Doesn't squeeze bases
- Can't have bases stand still
- Can't grab bases well



(Sketch of Lower Rollers)

Continued to page

SIGNATURE

Samuel

DATE

12/9/21

DISCLOSED TO AND UNDERSTOOD BY

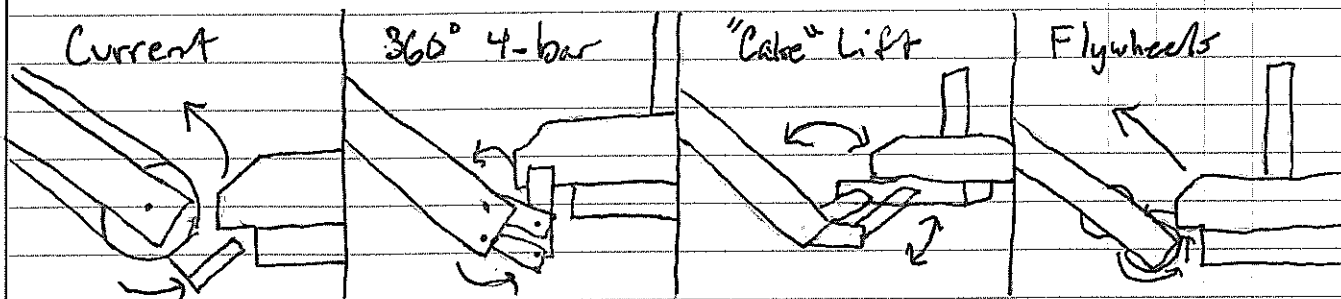
M

DATE

12/9/21

PROPRIETARY INFORMATION

New Intake Ideas



- We felt that our intake system was one of the more difficult and problem-prone parts of our design
- We brainstormed new ideas to get the bases onto the platform. With the roller ideas, the intake would only have to lift the base onto the platform, not pull it all the way.

But making it go a full 360° is difficult

- 360° 4-Bar: The always-vertical hooks would eliminate the flipping problem.
- "Cake" Lift: The always-horizontal lift also solves the flipping problem, but would be much larger
- Flywheels: Would be simple and fast if they worked, but it's unlikely that they have enough friction

	Effectiveness	Complexity	Size	Speed	Defense	Total
360° 4-Bar	7	4	7	6	7	31
"Cake" Lift	8	5	3	3	5	24
Flywheels	2	8	8	7	1	26

Continued to page

SIGNATURE

Christopher

DATE

12-9-21

DISCLOSED TO AND UNDERSTOOD BY

Claire

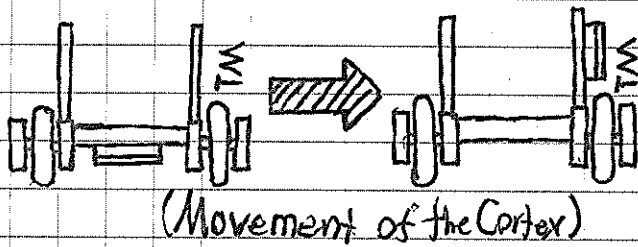
DATE

12-9-21

PROPRIETARY INFORMATION

Moved Cortex

- We decided to move the cortex from the bottom of the robot to the side for better placement.
- Longer wires were used for the motors on the opposite side of the robot.
- Cortex is easily accessible on the side of the robot, while on the bottom it's hard to access.



M.R

M.R

Continued to page

SIGNATURE

Manuel [Redacted]

DATE

12-14-21

DISCLOSED TO AND UNDERSTOOD BY

Alana [Redacted]

DATE

12/14/22

PROPRIETARY INFORMATION

Drift Problems

When testing how well the robot moved we noticed there was a significant amount of buck drift

Problems/causes of the drift

- front right motor died
- one of the axels was twisting

Fixes

- replaced the motors
- replaced axel
- Created plan to fix drift problems fast

Drift Fix list

- 1 lift robot off ground and slowly "move" forward using controller
- 2 If any wheels arnt spinning the motor needs to be replaced
- 3 If any axels look like they are moving that should be replaced
- 4 check to make sure any carts are not unplugged

Continued to page

SIGNATURE

Samuel



DATE

12/16/21

DISCLOSED TO AND UNDERSTOOD BY

M

DATE

12/16/21

PROPRIETARY INFORMATION

Meeting Notes

We fully constructed one set of rollers for the lower section of the conveyor.

- One major problem we had was devising a solution on how to cross the rollers over the gears for the fulcrum.
- We also did not have a method to put bases between the rollers yet.



(Side View of Front Rollers)

Results:

- The rollers moved the bases up the conveyor very well.

Goals:

- Create a mechanical extension to the upper section
- Design an intake system that did not rely on a conveyor
- Connect rollers ~~to~~ across the fulcrum region

Continued to page

SIGNATURE

DATE

1/4/22

DISCLOSED TO AND UNDERSTOOD BY


DATE

1/4/22

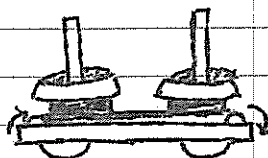
PROPRIETARY INFORMATION

Concept Reconsideration

We had felt we hit a wall so we decided to re-evaluate our design. We proposed a flattened design.



(Sketch of Inclined Conveyor)



(Sketch of Flat Conveyor)

	Complexity	Effectiveness	Defense	Maintenance	Repeatability	Total
Inclined Conveyor	6	8	5	3	8	30
Flat Conveyor	9	8	8	7	7	39

Inclined Conveyor:

- Can deposit bases on the platform from ground.
- Can't pick up tall neutral goals
- Relies on folding chairs
- Needs a lot of torque

Flat Conveyor:

- High defense
- Easy to build
- Consistent
- Linear extension, rather than radial
- Can have other systems simultaneously.

Continued to page

SIGNATURE

MW

DATE

1/6/22

DISCLOSED TO AND UNDERSTOOD BY

Claire [REDACTED]

DATE

1/6/22

PROPRIETARY INFORMATION

Stickers For Competition

- As a team we decided to order custom stickers to pass out to other teams so they can get to know us better. Each sticker not only has our custom team logo (made by Tyler), but they also have a qr code that brings them to our instagram page when scanned.



Product Details

Stickers

Shape : Square/Rectangle

Size : 2" x 2.5"

Material : 4 mil. White Vinyl High

Gloss (UV)

Printed Side : Front Only

Quantity : 150

Rounded Corners : Yes

Bundling : None

Printing Time : 3 Business Days

Proofing: Proof Waived

Sub Printing Cost: \$39.92

Total: \$39.92

Tax: \$4.26

Shipping & Handling: \$20.90

Total: \$65.08

- Although ~~vin~~^{all} vinyl stickers were slightly more expensive than paper, vinyl stickers are protected from fading, very easy to clean and maintain, perfect for harsh outdoor conditions (ex. if sticker were to be put on a water bottle), and they are ideal for long term usage (will last a long time). Paper stickers are vulnerable to elements (which involve water), or in other words, the paper stickers don't do well when wet because they will rip and peel easily. Also, paper stickers will fade fast and are difficult to maintain. So although they may be cheaper, paper stickers don't last as long and aren't as durable vinyl stickers which is why we chose to order vinyl stickers over paper stickers.

Continued to page

SIGNATURE

Alana

DATE

1/6/22

DISCLOSED TO AND UNDERSTOOD BY

Clairce

DATE

2/6/22

PROPRIETARY INFORMATION


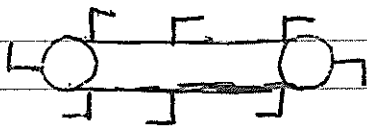
Possible Intake Systems

	Complexity	Speed	Stability	Consistency	Effectiveness	Total
Chain with Hooks	8	6	4	9	9	36
Cake Lift	2	5	8	5	8	28
Ramp	10	6	3	2	7	28

TM

TM

TM



(Sketch of chains with Hooks)

(Sketch of Cake Lift)

(Sketch of a Ramp)

Chain with Hooks:

Cake Lift:

Ramp:

- Strong hold

- Sets bases flat on the platform

- Very simple to build

- Simple to build

- Hard to make

- Inaccurate

- Needs torque

- Needs precise positioning

- Difficult to use

- Could snap chains or bend hooks

- Heavy burden on motors

- Requires precise positioning

Continued to page

SIGNATURE

DATE

1/11/22

DISCLOSED TO AND UNDERSTOOD BY

Emma


DATE

1/11/22


PROPRIETARY INFORMATION

Construction of Flat Conveyor:


- After removing the old conveyor, we started building the new conveyor off of our old base
- We created a float surface for the bases to sit on using 3-wide C-Channel
- In between the C-Channel we attached a conveyor with hooks operated by two torque motors



(Image of Hook)



(Hooking a base)



(Base Next to a base)

Continued to page

SIGNATURE

TLU

DATE

1/13/22

DISCLOSED TO AND UNDERSTOOD BY

Elmer

DATE

1/13/22


PROPRIETARY INFORMATION

Expanding Slider

After we got the conveyor working we wanted to hold more bases. After we saw how unreliable and prone to snapping our old folding out extension was, we decided to have it slide out on the slider that was originally VEX 4 (V4). We had 2 ideas, a passive slider or a Rack and Pinion. after discussing how unreliable the Rack and Pinion is we choose to go with the passive slider powered by rubber bands.

Early problems

- the screws had to be secured with the slider itself as there wasn't room for nuts
- after adding weight of the supports, the slider wouldn't slide as smoothly



original slider with motors

Solutions

- we use a rack with tight holes so we won't need nuts
- we added oil but only a little as we have to keep it reliability low for the tournament

SU

Continued to page

SIGNATURE

Samuel [REDACTED]

DATE

1/14/22

DISCLOSED TO AND UNDERSTOOD BY

Cedrick [REDACTED]

DATE

1/14/22

PROPRIETARY INFORMATION

Cage and cortex


In our final day before the tournament, we needed to attach the cortex to a safe place. but we also wanted guard rails that go up and around the base. So to make 2 birds with one stone we decided to build the cage and then attach the cortex to it as well as the battery.

Cage

- to build the cage we had to go inside the wheel box and go straight up
- then a 45° angle inwards more aluminum was built
- we did this to both sides

Cortex

- we attached the cortex to the outside of the cage
- we also attached the receiver to the top part of it as well
- as well we added the battery to the top



installation of cage + cortex

Continued to page

SIGNATURE

Samuel [REDACTED]

DATE

1/14/22

DISCLOSED TO AND UNDERSTOOD BY

Chen [REDACTED]

DATE

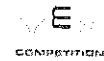
1/14/22

PROPRIETARY INFORMATION

Baldwinsville High School Tournament

Qualification Match List

Baldwinsville VRC Tipping Point Tournament Qualifying Tournament

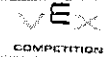


Match	Field	Time	Red 1	Red 2	Blue 1	Blue 2
Q1	Field 1	Sat 9:30 AM	45924B	5651A	7157A	8876C
Q2	Field 2	Sat 9:34 AM	15796D	7323F	7323A	174A
Q3	Field 1	Sat 9:38 AM	1757A	64040D	64040B	64040A
Q4	Field 2	Sat 9:42 AM	1757U	34000E	45924C	45924A
Q5	Field 1	Sat 9:46 AM	8876A	15796C	7323C	7323B
Q6	Field 2	Sat 9:50 AM	7323E	7157F	174C	8746A
Q7	Field 1	Sat 9:54 AM	7157C	15796A	7157X	7157E
Q8	Field 2	Sat 9:58 AM	15796B	174B	1757T	8876E
Q9	Field 1	Sat 10:02 AM	64040C	7323A	64040D	5651A
Q10	Field 2	Sat 10:06 AM	8746A	7323C	1757A	7323F
Q11	Field 1	Sat 10:10 AM	64040A	174A	7157E	1757U
Q12	Field 2	Sat 10:14 AM	7157X	7323B	15796B	7157A
Q13	Field 1	Sat 10:18 AM	64040B	7157C	174B	64040C
Q14	Field 2	Sat 10:22 AM	8876C	174B	15796C	34000E
Q15	Field 1	Sat 10:26 AM	45924A	1757T	7157F	45924B
Q16	Field 2	Sat 10:30 AM	7323E	45924C	8876A	15796D
Q17	Field 1	Sat 10:34 AM	8876E	15796A	7323F	64040D
Q18	Field 2	Sat 10:38 AM	174C	7157A	7323A	7323C
Q19	Field 1	Sat 10:42 AM	45924A	174B	64040A	7323B
Q20	Field 2	Sat 10:46 AM	8876A	7157X	1757A	45924B
Q21	Field 1	Sat 10:50 AM	8746A	1757U	7157C	8876E
Q22	Field 2	Sat 10:54 AM	5651A	64040B	7323E	174A
Q23	Field 1	Sat 10:58 AM	64040C	15796C	15796D	1757T
Q24	Field 2	Sat 11:02 AM	15796B	7157F	15796A	34000E
Q25	Field 1	Sat 11:06 AM	8876C	7157E	45924C	1757A
Q26	Field 2	Sat 11:10 AM	7323A	7323E	1757U	174B
Q27	Field 1	Sat 11:14 AM	174A	45924B	174C	64040C
Q28	Field 2	Sat 11:18 AM	7157A	8746A	45924A	15796C
Q29	Field 1	Sat 11:22 AM	1757T	7323B	45924C	15796A
Q30	Field 2	Sat 11:26 AM	15796D	64040D	7157X	34000E
Q31	Field 1	Sat 11:30 AM	7157F	7323C	5651A	7157C
Q32	Field 2	Sat 11:34 AM	7157E	8876E	8876A	64040B
Q33	Field 1	Sat 11:38 AM	64040A	7323F	15796B	8876C
Q34	Field 2	Sat 11:42 AM	174A	64040D	8746A	174B
Q35	Field 1	Sat 11:46 AM	1757A	15796A	7323E	15796C
Q36	Field 2	Sat 11:50 AM	7157E	7323B	7157F	7323A
Q37	Field 1	Sat 11:54 AM	7323C	64040C	1757U	15796B
Q38	Field 2	Sat 11:58 AM	45924C	8876E	7157X	174C
Q39	Field 1	Sat 12:30 PM	64040B	8876C	15796D	45924A
Q40	Field 2	Sat 12:34 PM	64040A	7157A	7157C	1757T
Q41	Field 1	Sat 12:38 PM	5651A	34000E	8876A	7323F
Q42	Field 2	Sat 12:42 PM	45924B	15796C	64040D	1757U

(Incl. Day)

Qualification Match List

Baldwinsville VRC Tipping Point Tournament Qualifying Tournament



Match	Field	Time	Red 1	Red 2	Blue 1	Blue 2
Q43	Field 1	Sat 12:46 PM	7157X	174B	7323G	8876C
Q44	Field 2	Sat 12:50 PM	45924C	7157A	7157F	64040C
Q45	Field 1	Sat 12:54 PM	174C	15796D	15796A	64040A
Q46	Field 2	Sat 12:58 PM	34000E	7157C	1757A	7323A
Q47	Field 1	Sat 1:02 PM	7323E	7323B	8876E	45924B
Q48	Field 2	Sat 1:06 PM	8876A	15796B	174A	45924A
Q49	Field 1	Sat 1:10 PM	5651A	1757T	8746A	7157E
Q50	Field 2	Sat 1:14 PM	1757U	7323F	64040B	7157F

led to page

SIGNATURE

[Handwritten Signature]

DATE

1/15/22

DISCLOSED TO AND UNDERSTOOD BY

Manuel

DATE

1-15-22

PROPRIETARY INFORMATION

Qualification Matches:

Match #1:

- 45924B + 5651A vs. 8876C + 7157A
- We won autonomous
- We focused on scoring 1-2 mobile goals while our teammate defended and planned to balance on the platform.
- We won, 146:23

Reflection: Going forward the driver needs to slowly pick up the bases. Fast, erratic movement only prevents our robot from scoring

Match #2:

- 8876C + 184C vs. 15796C + 34000E
- We lost autonomous
- Our teammate obtained one base while we prioritized 2 bases and defense.
- We lost the match

Reflection: The spotter needs to keep track of time and keep the driver informed.

- Also, take care to end match on our side to score the bases.

TM

Continued to page

SIGNATURE



DATE

1/15/22

DISCLOSED TO AND UNDERSTOOD BY

Christopher

DATE


1/15/22

PROPRIETARY INFORMATION

Improving the Spoiler

- One key feature of our design is to store a base in the back of our conveyor

- We wanted to lock the bases there so we created and tested the design to the right.



(Rear view of Spoiler)

- The system traps the top sections of the bases between two C-Channel

- While it doesn't fully trap the base, it limits movement and secures it.

- After we ~~built~~TM built the spoiler, we tested it in ten test runs with an alliance base. Out of ten runs, it worked 100% of the time

- One flaw is that it can only store the alliance bases as the branches of the neutral goals block the bases

TM

Continued to page

SIGNATURE

Samuel

DATE

1/15/22

DISCLOSED TO AND UNDERSTOOD BY

Samuel

DATE

1/15/22

PROPRIETARY INFORMATION

Qualification Matches 3 & 4

Match #3:


- 8876C + 7157E vs. 45924C + 1757A
- We won autonomous
- We focused on collecting as many bases as we can while protecting our goals
- We won the match, 86 to 80
- Reflection: Moving forward we should rely less on our teammates.

Match #4:

- 64040A + 7323F vs. 15796B + 8876C
- We lost autonomous
 - Our alliance got DQ for crossing into the opposing team's homezone during autonomous
 - Our controller disconnected during autonomous
- Other team got DQ for coming in contact with our platform during driver ~~control~~ control after 30 seconds remaining in the match
- We focused on getting 2-3 goals and defending them from leaving our homezone
- Reflection: Moving forward we should rely less on our teammates and make sure not to ~~ever~~ come in contact with the other team's platform after 30 seconds remaining in the match.

Continued to page

SIGNATURE



DATE

1/15/22

DISCLOSED TO AND UNDERSTOOD BY



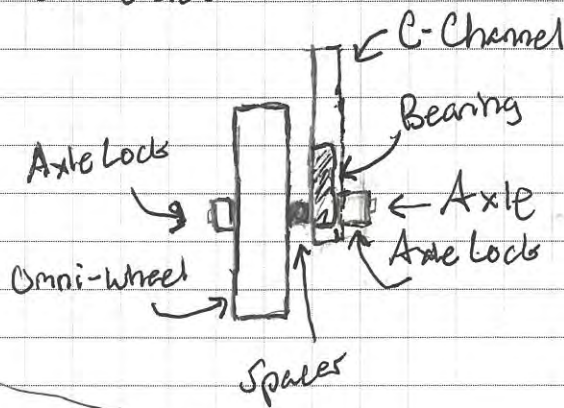
DATE

1/15/22

PROPRIETARY INFORMATION

Stabilization Wheel

- At the tournament during the first few matches our robot was very unstable and would tip over with a mobile goal on it.
- We put a simple omni-wheel on an axle to support the back of the extension
- There was some difficulty in attaching it within the size constraints, however it doesn't need to bear a lot of weight so we found a way to attach it with an axle mounted only on one side.



cc

Continued to page

SIGNATURE

Christopher [Redacted]

DATE

1/15/22

DISCLOSED TO AND UNDERSTOOD BY

Samuel [Redacted]

DATE

1/15/22

PROPRIETARY INFORMATION

Qualification Matches 5 & 6

- Match #5: 64040B + 8876C vs. 15796D + 45924A
 - We were able to collect multiple bases and then focus on defense
 - Our teammate was able to score with ringed bases
 - Our wheel broke, so we relied on pinning robots on the other team with our robot
 - The other team was DQ'd for crossing into our homezone during autonoms, meaning we won autonoms and the match
- Match #6: 7157X + 174B vs. 7323C + 8876C
 - We were able to collect multiple bases
 - Our teammate tried to move neutral bases
 - The stabilization wheel helped a lot with support, but it was harder for us to get bases into our spoiler
 - Autonoms was a tie
 - We lost the match 43-413

Reflections: We should work on improving our spoiler and autonoms. We should also be careful not to cross into the other team's homezone during autonoms.

ES

Continued to page

SIGNATURE

Clair

DATE

1/15/22

DISCLOSED TO AND UNDERSTOOD BY

Clair

DATE

1/15/22

PROPRIETARY INFORMATION

Disqualification Discrepancies

In qualification match 4, our teammate crossed into the enemy home zone during autonomous and was disqualified. Later on, one of the enemy teams came in contact with our platform in the final 30 seconds and was disqualified.

In qualification match 5, one of the enemy teams crossed into our home zone and was disqualified.

Disqualification Game Definition: A penalty applied to a team for a rule violation

- A team that is disqualified during a qualification match will receive 0 win points, Autonomous win points, Autonomous points, and strength points.
- A team that is disqualified during an elimination match disqualifies the alliance.

In the definition rule <T11> is referenced.

Rule <T11>:

When a team is disqualified they receive 0 points.

- If the disqualified team is on the winning alliance, then non-disqualified teams on the losing alliance will receive the match win point.

Continued to page 97

SIGNATURE

Manuel

DATE

1/15/22

DISCLOSED TO AND UNDERSTOOD BY

Chair

DATE

1-15-22

PROPRIETARY INFORMATION

- If the match was a tie, each team on the alliance without the disqualification will receive the match win point and 2 additional win points.
- If both alliances have a disqualified team, all non-disqualified teams will receive a tie and 1 win point.

If ~~MR~~ both alliances in an elimination match receive a disqualification, they both receive a loss and replay the match to determine a winner.

MR

Continued to page

SIGNATURE

Manuel



DATE

1/15/22

DISCLOSED TO AND UNDERSTOOD BY

Chayla

DATE

1-15-22

PROPRIETARY INFORMATION

Final Rankings and Results

- Placed 10th in qualification.
- 8th to select our alliance.
- Made it to the semi-finals.

Rank #10
8876C

STEAM-C
QUEENSBURY SENIOR HIGH SCHOOL
Queensbury, New York, United States

Division 1



Elm

Continued to page

SIGNATURE

Elm



DATE

1/15/22

DISCLOSED TO AND UNDERSTOOD BY

Alanna



DATE

1/15/22


PROPRIETARY INFORMATION

Alliance Selection

We were Ranked #10th out of 32 teams and team were picked without our involvement until #9th Ranked team 7157E

- Team 7157E asked us to be in an alliance
- We responded with the following "we respectfully decline"
- After they picked a different team it was our turn
- We asked 2 different teams Ranked 21 and 22
- they both declined
- we they went on to ask team 174C
- They accepted and we became seed #8
- This pinned us against seed #9 for the first round

174C's robot



Continued to page

SIGNATURE

Samuel [REDACTED]

DATE

1/15/22

DISCLOSED TO AND UNDERSTOOD BY

Alana [REDACTED]

DATE

1/15/22

PROPRIETARY INFORMATION

Helping alliance with their autonomous

Our alliance, 174C, didn't have an autonomous for the elimination matches. They asked us for help and we drafted an autonomous with them that moved the robot forward and picks up a base directly in front, then it retreats.

- We used Vex Block coding for the autonomous
- Unfortunately we didn't have time during elimination to finish the program.

MR

Continued to page

SIGNATURE

Manuel [REDACTED]

DATE

1-15-22

DISCLOSED TO AND UNDERSTOOD BY

Samuel [REDACTED]

DATE

1/15/22

PROPRIETARY INFORMATION

Elimination Round 1 and 2

● Match 1 of Elimination Rounds

- 8876C + 174C vs. 15796C + 1757U, Seeds #8 + #9
- We wanted to win autonomously to get early control of the neutral goals
- We were able to get one neutral goal through our autonomous
- We successfully completed our plan and controlled
- We won 100 to 46

● Match 2 of Elimination Round

- 64040A + 34000E vs. 8876C + 174C, Seeds #1 + #8
- We lost in autonomous fusion but still was able to retain control of our 2 alliance bases
- We lost 113 to 40

SD

Continued to page

SIGNATURE

Samuel [Redacted]

DATE

1/15/22

DISCLOSED TO AND UNDERSTOOD BY

Alana [Redacted]

DATE

1/15/22

PROPRIETARY INFORMATION

System Error

- During the semi-finals there was an alliance that lost the quarter finals but was called up to play. The coaches of the teams that were supposed to go up went to the head ~~referee~~^{MR} referee and argued with the intent to get the alliance that won their chance. In the end, the match was replayed and all of the matches after were as well.
- The actual system error was that the computer was saying that the wrong team won the match. ~~as~~^{MR} Since the wrong team was called up, in order to keep it as fair as possible, every elimination match starting with the error and going up to the point that it was discovered was replayed.
- What would have happened if the ~~teams~~^{MR} alliance that was mistakenly moved on had made it to the finals and won?

MR

Continued to page

SIGNATURE

Manuel [REDACTED]

DATE

01-15-22

DISCLOSED TO AND UNDERSTOOD BY

MM

DATE

1/15/22

PROPRIETARY INFORMATION

Steam-C Awards

Record

- All Time: 1
 - Design: 1
 - Excellence: 0
 - Tournament champion: 0
- 2021-2022
 - Design: 1
 - Excellence: 0
 - Tournament champion: 0



At our tournament today we won no awards. Our judges meeting did not go as well as we hoped, our robot was also not caught up as well as we hoped it would be. It was much better but if it was a more complete thing than we believe that we would have done better and have the chance to win excellence award.

SD

Continued to page

SIGNATURE

Samuel [REDACTED]

DATE

1/15/22

DISCLOSED TO AND UNDERSTOOD BY

Christopher [REDACTED]

DATE

1/15/22

PROPRIETARY INFORMATION

Baldwinsville Tournament Reflections:

Tyler:


This last tournament held mixed feelings from me. On one hand, our team and robot performed much better than the last tournament. On the other hand, the rules and conduct of the tournament were all over the place which created a chaotic and turbulent flow and atmosphere. However, I still feel that the experience was valuable to our team. Our robot performed much better compared to the last tournament. While our robot isn't perfect, it has set us in the right direction. Going forward it is imperative that we dedicate time to practice for our driver, and to develop a strong autonomous.

Samuel:

My reflection is mostly focused on my driving and less on the rest of the tournament itself. My one thought about it though was that the rules, refs, and conduct of the tournament did not perform well. Other than that though that the last minute change of the robot definitely hindered our chances. This had a direct correlation with my performance today. I was proud that we were able to finish it out near the end and had a chance to compete for semi finals. Next time for the tournament we need to be able to

Continued to page 1045

SIGNATURE



DATE

1/15/22

DISCLOSED TO AND UNDERSTOOD BY

Clair

DATE

1/15/22

PROPRIETARY INFORMATION

Have a better strategy and driving experience before going into the tournament so we don't go into it blind. Overall I would rate my performance 7 out of 10 which is the best of the 2 tournaments. I rate myself this as near the end we had good driving and were able to do well in defending and collecting bases and overall doing a chance above average, not yet near the best but hopefully soon.

Christopher:

This was a chaotic and poorly run tournament that made it difficult for us to stay organized. However, I don't believe that our poor performance was due to the tournament. Our new design was created too recently and wasn't fully finished. We also didn't have enough driving practice. I am proud of the autonomous changes we made at the tournament. Due to the changes we were still making to the robot we hadn't been able to develop an autonomous beforehand. Between the first and second matches at the tournament we put some spare foam tiles on the ground and created a simple autonomous that drives forward, kicks a neutral goal, and reverses into the home zone. Despite its simplicity we were extremely proud when it worked and we earned our first actual points during autonomous, and no longer had to rely only on our partners. I hope that we will have time to create a full autonomous for the next tournament.

Alana:

Overall we placed better at this tournament than we did at our last tournament because our robot was reliable in which we didn't have to worry about the chain snapping like it did at our last tournament, which had left us with no way to pick up the bases. One way to improve our robot for the next tournament

Continued to page 106

SIGNATURE

Samuel

DATE

1/15/22

DISCLOSED TO AND UNDERSTOOD BY

Elm

DATE

1/15/22

PROPRIETARY INFORMATION

is to program an autonomous that can score more points. This would not only improve our chances of winning autonomous during a match, but it would also help improve our ~~rankings~~^{rank} for autonomous skills rankings.

Manny:

There were many rule violations that occurred during this tournament. The biggest issues were with license plates and field elements breaking during a match. There were a couple matches where an alliance had a team with the wrong color license plates. Upon inspection of the FRC rules, having the wrong color license plate doesn't incur any penalties. There was also a match where a mobile goal's stake broke away from its base. According to Safety rule <S1>, any time the robot operation has damaged any field or scoring objects they may be disqualified or disqualified.

Eli:

There are mixed feelings towards this tournament. Our robot did much better than before and proved that our concept can be effective at controlling the bases, especially during autonomous. If we can improve upon our quickly made program we can beat the other alliance to the neutral bases every time. However the tournament was poorly executed by the school and there were many problems. We had to dispute rulings with the judges and only led to confusion.

Continued to page 107

SIGNATURE

Alam

DATE

1/15/22

DISCLOSED TO AND UNDERSTOOD BY

Manuel

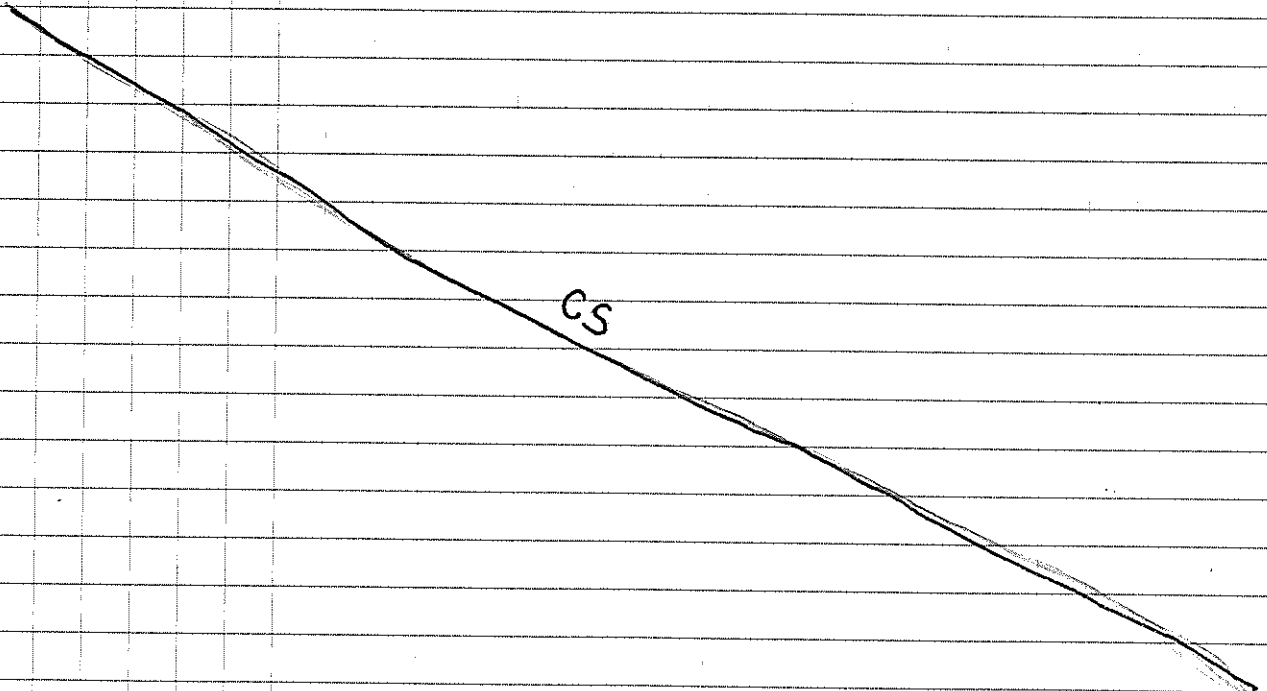
DATE

1-15-22

PROPRIETARY INFORMATION

Claire:

There were many issues with the overall organization of the tournament. Our new robot design is more effective than our previous one. We placed much higher in the qualification rounds than we did at our last competition. The autonomous program that was created during the tournament earned us points, but we have an opportunity to earn more points in that area because we will have time before our next tournament to test it and improve upon it. Other things we could focus on before the next tournament are improving our spoiler and finding time for driving/strategy practice, possibly by having practice matches against other Queensburg teams.



Continued to page

SIGNATURE

Claire [Redacted]

DATE

1/15/22

DISCLOSED TO AND UNDERSTOOD BY

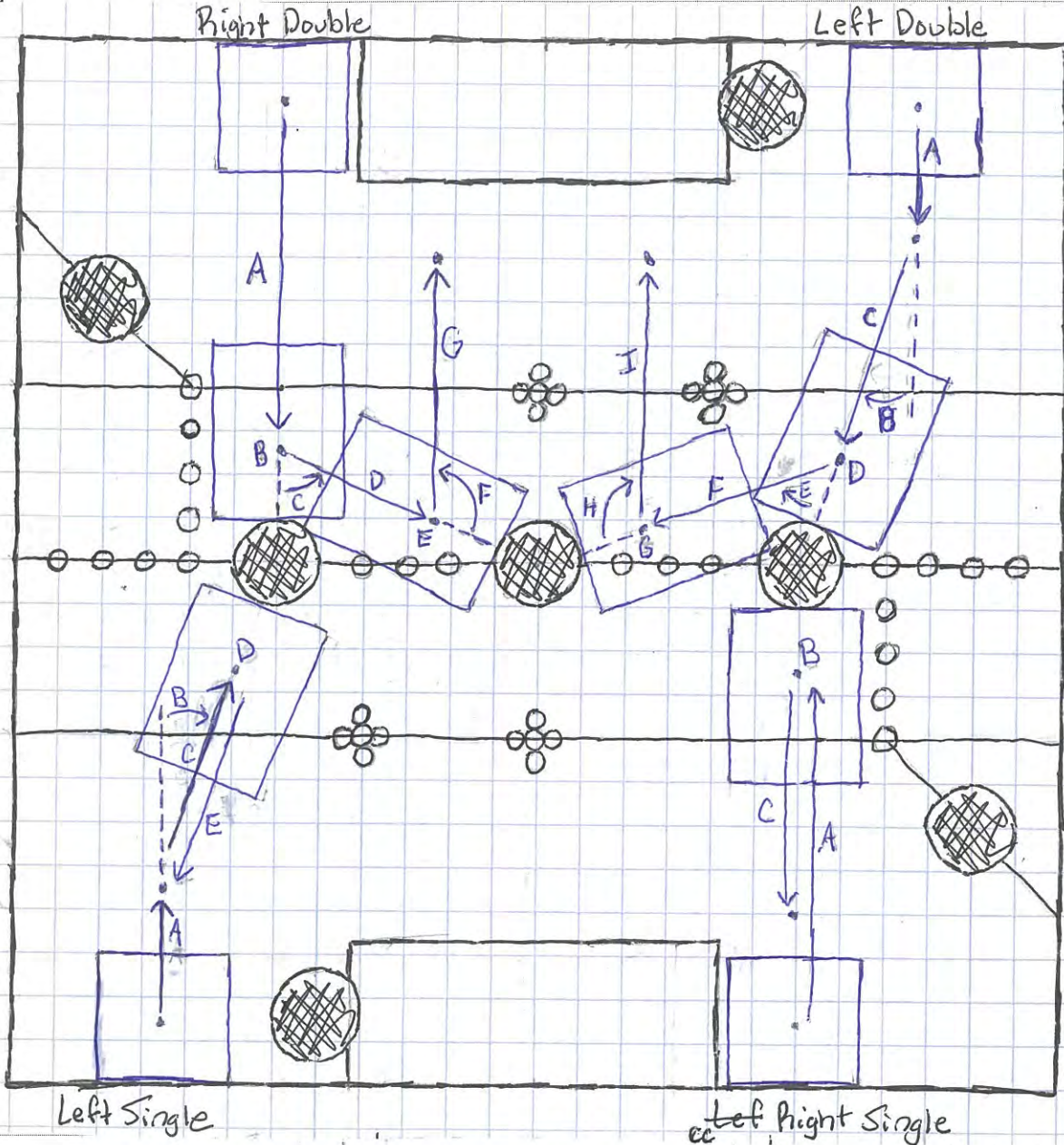
Samuel [Redacted]

DATE

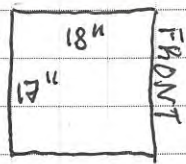
1/15/20

PROPRIETARY INFORMATION

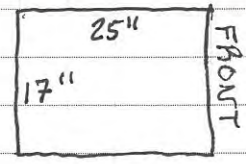
New Autonomous Planning



Compact Base



Extended Base



Mobile Goal



Continued to page 109

SIGNATURE

Christopher [redacted]

DATE

1/18/22

DISCLOSED TO AND UNDERSTOOD BY

Alanna [redacted]

DATE

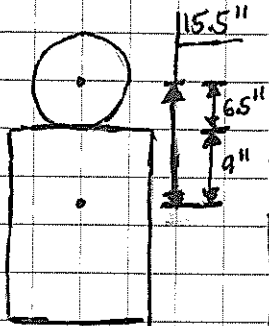
1/18/22

PROPRIETARY INFORMATION

New Autonomous Planning

Right Single

- A: ↑ 47.5"
- B: Hook
- C: ↓ 32.5"

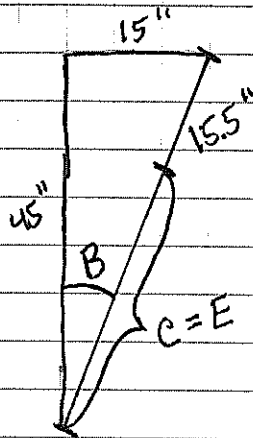


$$C = E = \sqrt{45^2 + 15^2} - 15.5 = 31.934"$$

$$B = \arctan\left(\frac{15}{45}\right) = 18.435^\circ$$

Left Single

- A: ↑ 18"
- B: Ⓞ 18.435°
- C: ↑ 31.934"
- D: Hook
- E: ↓ 31.934"



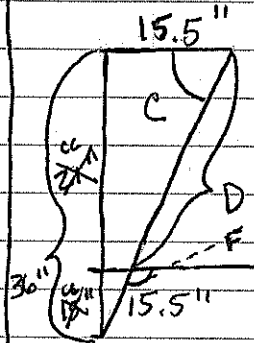
$$B = \arctan\left(\frac{15}{45}\right) = 18.435^\circ$$

$$E = \arctan\left(\frac{51-x}{y}\right) - B = 51.791^\circ$$

$$H = 180^\circ - \arctan\left(\frac{51-x}{y}\right) = 109.774^\circ$$

Right Double

- A: ↑ 47.5"
- B: Hook
- C: Ⓞ 66.705°
- D: ↑ 23.695"
- E: Hook
- F: Ⓞ 113.295°
- G: ↑ 36"



$$D = \sqrt{36^2 + 15.5^2} - 15.5 = 23.695"$$

$$C = \arctan\left(\frac{36}{15.5}\right) = 66.705^\circ$$

$$F = 180^\circ - C = 113.295^\circ$$

Left Double

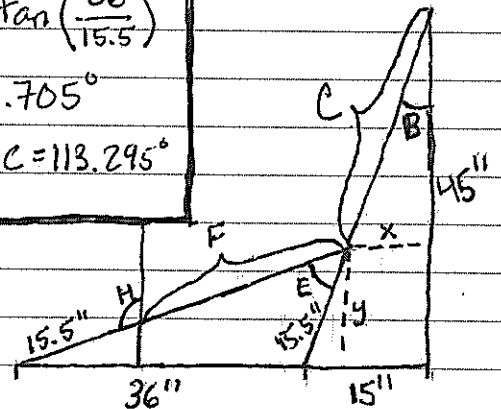
- A: ↑ 18"
- B: Ⓞ 18.435°
- C: ↑ 31.934"
- D: Hook
- E: Ⓞ 51.791°
- F: ↑ ~~43.464"~~ ^{CC} 27.964"
- G: Hook
- H: Ⓞ 109.774°
- I: ↑ 36"

$$C = \sqrt{45^2 + 15^2} - 15.5 = 31.934"$$

$$y = 45\left(1 - \frac{C}{C+15.5}\right)$$

$$x = 15\left(\frac{C}{C+15.5}\right)$$

$$F = \sqrt{(51-x)^2 + y^2} - 15.5 = 27.964"$$



Continued to page 110

SIGNATURE

Christopher [Redacted]

DATE

1/18/22

DISCLOSED TO AND UNDERSTOOD BY

Samuel [Redacted]

DATE

1/18/22

PROPRIETARY INFORMATION

New Autonomous Planning

- In the past, we've had ^{CC} struggled to create an autonomous because our robot isn't physically complete until right before the tournament.
- Although the robot is still not ready, I decided to create an autonomous based solely on mathematical calculation. Although it will require tweaking, it will be a better starting point once the robot is ready.
- This can be implemented in code with functions to move a certain distance and rotate a certain angle.
- Our goal, given enough time, is to create the Right and Left Double autonomous programs, which get two neutral goals but if there isn't time we'll settle for Single.

CC

Continued to page

SIGNATURE

Christopher

DATE

1/18/22

DISCLOSED TO AND UNDERSTOOD BY

Cathy

DATE

1/18/22

PROPRIETARY INFORMATION

Post tournament robot ✓

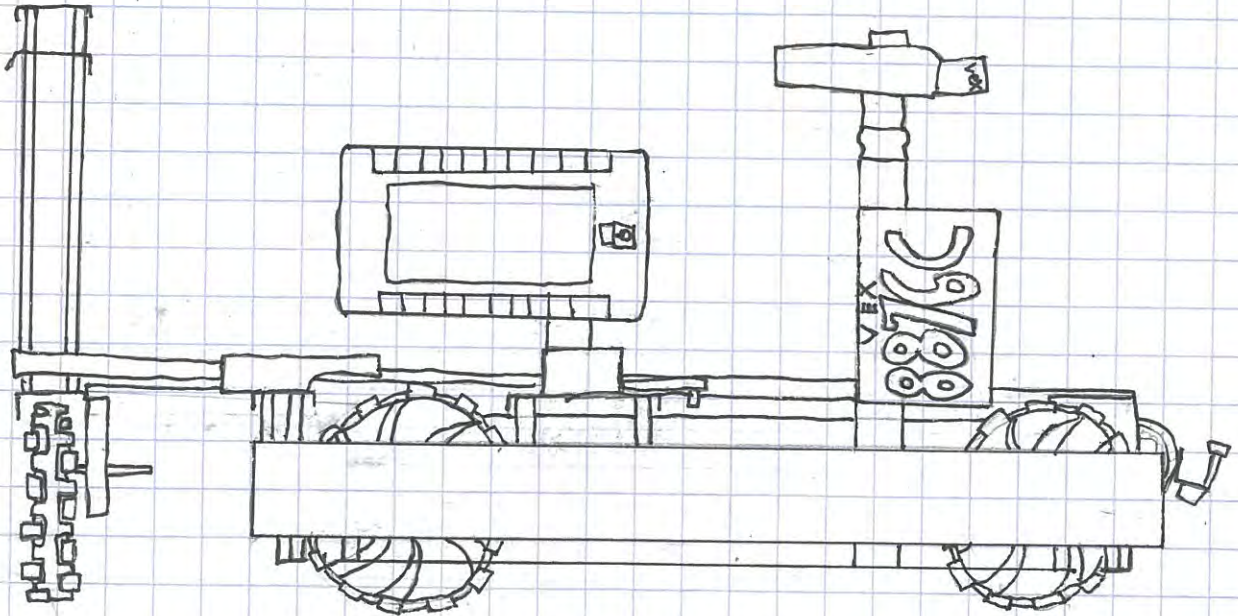
Since our last tournament through this one we have made many changes such as...

- Changing of conveyor idea
- Sliding base
- Cage
- Battery, cortex, and receiver placement
- New and improved stabilization "jockey" wheel
- and slight hook redesign

These have all been documented in the hot book in earlier pages.

Below is what our robot look after these many, many changes.

SD



Continued to page

SIGNATURE

Samuel [REDACTED]

DATE

1/18/22

DISCLOSED TO AND UNDERSTOOD BY

[Signature]

DATE

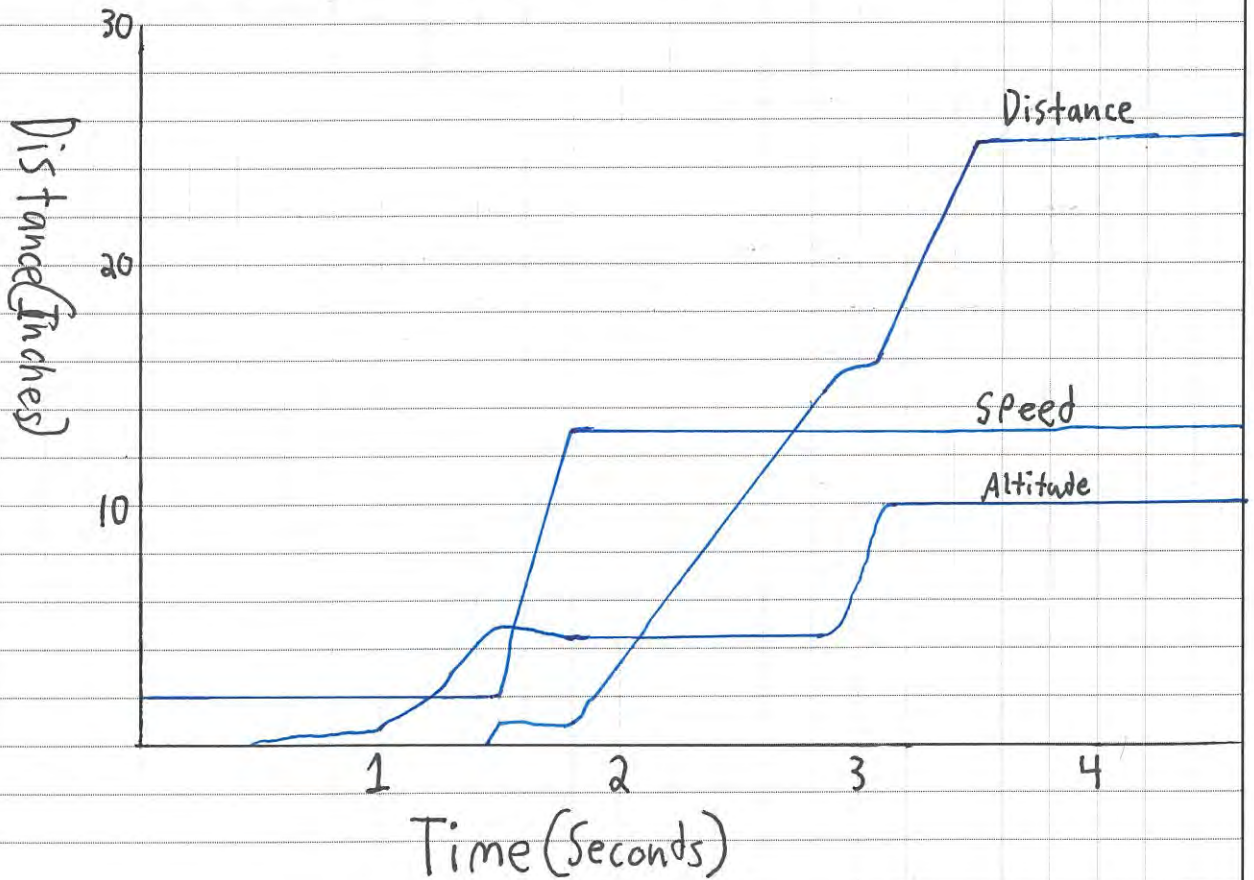
1/18/22

PROPRIETARY INFORMATION

What the new additions do

Plus a graph

During the last tournament we added a new spoiler. We didn't know much about it or how to do it consistently with a new driver, we had been able to replicate it 10/10 times with our driver but if he was not there, then we would be in trouble. To fix this we created the graph below



Speed	Altitude	Distance
Inch/second	Inches	Inches

Continued to page 113

SIGNATURE

Samuel [Redacted]

DATE

1/18/22

DISCLOSED TO AND UNDERSTOOD BY

Manuel [Redacted]

DATE

1-18-22

PROPRIETARY INFORMATION

This graph shows many things. This include Speed of the chain, Altitude of the center of mass at the center and bottom of the bases, and distance of that center of mass has traveled from left to right. This process starts from the base in a neutral position flat on the ground in front of our robot. the ^{hook} started under the base. Below are the explanation of each.

Speed	Altitude	Distance
<p>- The speed happens at 2 levels. Slow which goes at 2 inches per second and fast which goes at 13 inches per second. This speed differential happens because at first to pick up the base we must do it at a slow speed until we get to 5 inches off the ground and 1 inch distance moved right. Then to be able to "fling" it to the back of our new spoiler we increase the speed to 13 inches per second. then this speed stays constant until the base is in its position</p>	<p>- The Altitude stays at relatively 2 levels. resting, movement phase, and final resting Altitude. When the process starts the altitude is at its resting/starting value of 0, when it eventually sets hook and has a slight ^{upward} ground incline until it reaches it speed is increased. then it stay the same until it eventually ^{along} flung into the spoiler in the back where its altitude climbs steeply into its final resting Altitude.</p>	<p>- the Distance can be categorized into 1 big section and 4 final idle sections. First once the hook picks up the base the distance it has moved is relatively 0 until it sets up to 5 inches off the ground. then it steadily with a few slight breaks in its upward trajectory. it finally is flung into the back of the robot in the spoiler where its speed is at rest.</p>

Continued to page

SIGNATURE

Samuel

DATE

1/18/22

DISCLOSED TO AND UNDERSTOOD BY

Elm

DATE

1/18/22


PROPRIETARY INFORMATION

One-Way Gate

- Our goal was to be able to store the first base we picked up sideways so that we would have more room for more bases.

- The makeshift spoiler we made at the Baldwinsville tournament helped us accomplish this, but it was unable to hold neutral bases.


- Our solution to this was a one-way gate made with screws, rubber bands, axels, axel clamps, and standoffs.
(side view)



(top view)

- The screw + standoff pieces are given some slack so that bases can pass through, but the rubber bands hold them up and keep them from sliding forward or backward.

- At first we had issues with the screw + standoff pieces moving from side to side and allowing bases to fall back out of the gate, so we added axels and axel clamps on either side of each screw. This fixed the issue.



Continued to page

SIGNATURE

Chau

DATE

1/18/22

DISCLOSED TO AND UNDERSTOOD BY

Samuel

DATE

1/18/22

PROPRIETARY INFORMATION

Brainstorming: Motor Applications

At this time, we have two motors and two pneumatics available that we could utilize to improve our robot. After discussion, we established key points and features we would like:

- We would like to hold more bases
- We also considered how complex the concepts were given our limited amount of time before our next competition
- We brainstormed and reduced it to four concepts:
 - Two motorized arms at the front to hold a base
 - Two pneumatic clamps on our sides
 - A cake-lift which remains parallel to the ground
 - 4-Bar lift to get bases on the platform

Design Matrix	Design Matrix Categories				Total
	Size	Complexity	Effectiveness	Build Time	
Double Arms	9	9	6	9	33
Pneumatic clamp	7	4	10	7	29
Cake Lift	3	4	8	4	19
4-Bar Lift	4	8	7	7	26

Continued to page

SIGNATURE



DATE

1/20/22

DISCLOSED TO AND UNDERSTOOD BY

Samuel

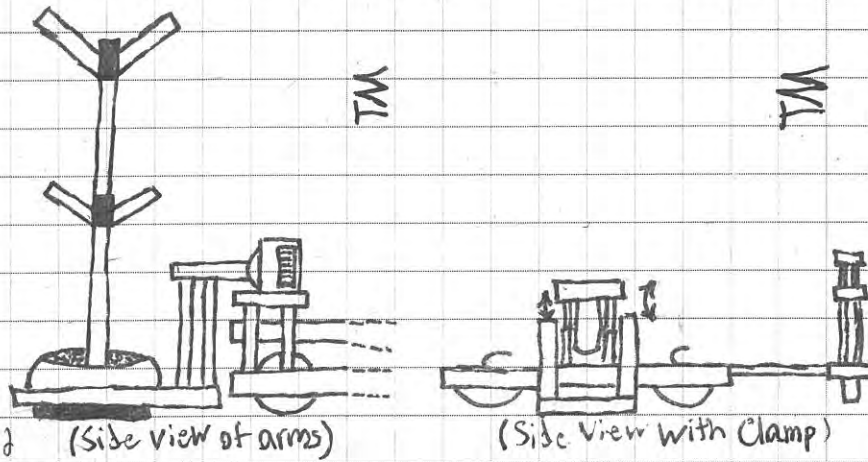
DATE

1/20/22

PROPRIETARY INFORMATION

Arm Build

After the Design Matrix we took into account what we wanted to build the *mus* with the voted numbers. We narrowed it down to 2 options, the arms and the Pneumatic clamp. We ultimately choose the arms due to the Pneumatic clamps complexity and size.



- We ran into some early problems, the place to attach said Arm was extremely unstable.
- We fixed this by adding a weird base plate that I can't find the name of.
- We needed these arm to go down then out but be able to pick up the base yet still fit in the 36inch limit
- Lastly the arms had to start folded in to stay inside the 18x18 starting limit

Side view of Arms



Disassembled top view of Arms



Continued to page

SIGNATURE

Samuel

DATE

1/21/22

DISCLOSED TO AND UNDERSTOOD BY

Alana

DATE

1/21/22

PROPRIETARY INFORMATION

Driving Practice

Because of our poor performance at our last ~~performance~~^{SD} tournament we decided we needed to dedicate time to driving practice. We repeated several actions, especially the action exposed by the graph on page 11a. This time we wanted to perfect it but with the new one way gate and with a neutral base as we want our autonomy that we are practicing tomorrow. We also wanted to know how many bases we would be able to hold during driver period. With only driver and no outside help we were able to set 4 total bases on our robot. Overall the driving dire today was very helpful and will prepare us well for the tournament Friday.



(Robot holding 4 bases)

SD

Continued to page

SIGNATURE

Samuel [REDACTED]

DATE

1/25/22

DISCLOSED TO AND UNDERSTOOD BY

Christopher [REDACTED]

DATE

1/25/22

PROPRIETARY INFORMATION

Autonomous

- We finally created a proper autonomous!
- We started with the plan from page 109, and made changes through trial and error
- We had time to create a fully functioning Right Double (gets 2 neutral goals) and a Left Single (gets 1)
- Both are very consistent on our practice field
- Our concerns are:

- It could be less consistent on other fields

- Our opponent's actions could interfere with our autonomous

- Our hooks will likely lose a tug-of-war to a pneumatic clamp

Right Side Autonomous

```
void autonomous(void) {
  // LEFT DOUBLE
  // Unfolding
  LAMotor.spin(reverse, 100, percent);
  RAMotor.spin(reverse, 100, percent);
  forwardDist(autonSpeed, 40);
  LAMotor.stop(brakeType::hold);
  RAMotor.stop(brakeType::hold);
  //First base
  LCMotor.setVelocity(chainSpeedHigh * 100, percent);
  RCMotor.setVelocity(chainSpeedHigh * 100, percent);
  LCMotor.startRotateFor(5, rotationUnits::rev);
  RCMotor.startRotateFor(5, rotationUnits::rev);
  forwardDist(0.2, 5.0);
  task::sleep(1000);
  //Second Base
  turnDegs(autonTurnSpeed, -60);
  forwardDist(autonSpeed * 0.5, 15);
  forwardDist(0.2, 5.75);
  LAMotor.spin(forward, armSpeedUp * 100, percent);
  RAMotor.spin(forward, armSpeedUp * 100, percent);
  task::sleep(1000);
  LAMotor.stop(brakeType::hold);
  RAMotor.stop(brakeType::hold);
  // Turn and Reverse
  turnDegs(autonTurnSpeed * 0.1, 35);
  forwardDist(autonSpeed * -0.4, 45);
}
```

Left Side Autonomous

```
void autonomous(void) {
  // LEFT SINGLE
  // Unfolding
  LAMotor.spin(reverse, 100, percent);
  RAMotor.spin(reverse, 100, percent);
  forwardDist(autonSpeed, 40);
  LAMotor.stop(brakeType::hold);
  RAMotor.stop(brakeType::hold);
  // First base
  forwardDist(0.2, 5.5);
  chainRots(chainSpeedHigh, 4.75);
  // Reverse
  forwardDist(-(autonSpeed-.5), 27.5);
}
```

SIGNATURE

Christopher

DATE

1/26/22

DISCLOSED TO AND UNDERSTOOD BY

Samuel

DATE

1/26/22

PROPRIETARY INFORMATION

Grip added to Arm

- Noticed slight problem during Autonomous and driving
- It was hard to actually hang on to the bases
- we added some cheap rubber grippings which we attached with zip ties
- tested Autonomous and driving again to see improvements
- it worked well with driving but scraped the ground which cause Autonomous to mess up well over 50% of the time
- we fixed this by tightening all the screws to keep arms parallel to the ground



Before Grip
Before Bend Fix



After Grip
Before Bend Fix



After Grip
After Bend Fix

SD

Continued to page

SIGNATURE

Samuel [REDACTED]

DATE

1/27/22

DISCLOSED TO AND UNDERSTOOD BY

Christopher [REDACTED]

DATE

1/27/22

PROPRIETARY INFORMATION

Chittenango Friday Night Tournament

- Left class at 10:30am and went to the robotics room.
- Bus left at 12:00pm (noon)
- Sam and Manny attended drivers meeting
- Paper Schedule handed out at competition:

8816C

Qualification Match List

Bears Robotics Friday Night Fever 2022



Match	Field	Time	Red 1	Red 2	Blue 1	Blue 2
Q1	Field 1	Fri 4:15 PM	64040D	64040A	8876E	78792T
Q2	Field 2	Fri 4:21 PM	7157E	7157D	7157C	64040B
Q3	Field 1	Fri 4:27 PM	78792E	64040C	7157F	34000E
Q4	Field 2	Fri 4:33 PM	8746A	7157A	34087B	7157B
Q5	Field 1	Fri 4:40 PM	8214C	8876A	7157X	34087A
Q6	Field 2	Fri 4:46 PM	8876C	7157C	64040D	8876E
Q7	Field 1	Fri 4:52 PM	78792T	7157F	8214C	7157A
Q8	Field 2	Fri 4:58 PM	34087A	34000E	64040A	7157B
Q9	Field 1	Fri 5:05 PM	34087B	64040B	64040C	8876A
Q10	Field 2	Fri 5:11 PM	7157D	7157X	8876C	78792E
Q11	Field 1	Fri 5:17 PM	8746A	7157E	64040C	34087A
Q12	Field 2	Fri 5:23 PM	34087B	7157C	8876C	78792T
Q13	Field 1	Fri 5:30 PM	7157A	64040A	7157D	64040B
Q14	Field 2	Fri 5:36 PM	7157B	64040D	8876A	7157E
Q15	Field 1	Fri 5:42 PM	7157F	34000E	8746A	7157X
Q16	Field 2	Fri 5:49 PM	8876E	8214C	78792E	64040B
Q17	Field 1	Fri 5:55 PM	7157X	64040C	78792T	64040A
Q18	Field 2	Fri 6:01 PM	7157D	64040D	8214C	8746A
Q19	Field 1	Fri 6:07 PM	8876E	34087A	7157E	34087B
Q20	Field 2	Fri 6:14 PM	78792E	7157B	7157C	7157F
Q21	Field 1	Fri 6:20 PM	8876C	8876A	7157A	34000E
Q22	Field 2	Fri 6:26 PM	64040B	7157B	8876E	7157X
Q23	Field 1	Fri 6:32 PM	7157A	34087A	64040D	78792E
Q24	Field 2	Fri 6:39 PM	8876C	7157F	64040A	7157E
Q25	Field 1	Fri 6:45 PM	8746A	64040C	7157C	8876A
Q26	Field 2	Fri 6:51 PM	34000E	8214C	7157D	34087B
Q27	Field 1	Fri 6:57 PM	78792T	78792E	8876A	7157E
Q28	Field 2	Fri 7:04 PM	8876E	7157A	64040C	7157D
Q29	Field 1	Fri 7:10 PM	34087B	7157X	7157F	64040D
Q30	Field 2	Fri 7:16 PM	64040B	8746A	8876C	34087A
Q31	Field 1	Fri 7:23 PM	7157C	64040A	34000E	8214C
Q32	Field 2	Fri 7:29 PM	78792T	7157B	34087A*	7157D*

Judges Meeting 3:45 PM
 x 5:15 PM
 3:45 PM
 5:15 PM

Continued to page

SIGNATURE <i>Alanna</i>	DATE 1/28/22
DISCLOSED TO AND UNDERSTOOD BY <i>Samuel</i>	DATE 1/28/22
PROPRIETARY INFORMATION	

Qualification Matches 1 & 2

Match 1:

- We were paired with 7157C against 64040D & 8876E
- Our team focused on defense while our teammate did rings and put bases on the platform
- We lost autonomous
- During the match the battery fell off; our robot shut down.
- We lost the match 40 pts to 100 pts

One thing we need to work on not hesitating as much in matches. We need to be quick to react to the enemy.

Match 2:

- We were allied with 78792E vs 7157D & 7157X
- We played defense most of the match, towards the end we would help our allies get onto the platform
- We tied autonomous
- During the autonomous we interrupted their program by knocking the large middle base
- Our alliance got onto the platform with two bases with our help
- We won 153 pts to 123 pts

We worked very well with our teammates, strong coordination and good strategy.

Continued to page

SIGNATURE



DATE

1/28/22

DISCLOSED TO AND UNDERSTOOD BY



DATE

1/28/22

PROPRIETARY INFORMATION

Arm Problems

- During our first match our arm repeatedly ran into others robot causing them to bend outward and down
- We didn't have time to fix this as we did not have much time in between matches
- it affected our performance in this match in a few ways
 - the downward bent arm steered the robot away from the neutral base causing us to not get control of either base effectively causing us not to win but tie unfortunately
 - It also stretched the arms outward and severely reducing the reliability of our arms
- we attempted to fix this by creating new arms/replacing the bent metal with new metal
- this did not work so we ultimately ended up fixing to bend it back ourselves and tightening and screws
- this we hoped would fix the problem for at least this tournament

Side view bent



top view bent



Continued to page

SIGNATURE

Samuel

DATE

1/28/22

DISCLOSED TO AND UNDERSTOOD BY

Alana

DATE

1/28/22

PROPRIETARY INFORMATION

Qualification Matches 3 & 4

Match 3:

- We were allied with team 78792T against teams 7157C and 34087B
 - We focused on holding and defending the bases while our ~~teammates~~ ^{all} teammates drove up the ~~platform~~ ^{all} platform as we helped support the platform
 - We won autonomous
 - We won the match; 147 to 30
- We communicated very well and easily with our teammates.

Match 4:

- We were allied with team 8876A against teams 7157A and 34000E
 - We defended the bases while our teammates focused on getting 2 bases onto the ramp
 - Our teammate's robot was having trouble picking up bases because their arm broke
 - We tied for autonomous
 - We lost the match; 23 to 163
- We should rely less on the arms of our robot because the arms would not work since the part where the arm was attached to the motor was loose and there was little time in between matches to fix the robot. This is because the tournament was fast paced (moved quickly).

all

Continued to page

SIGNATURE

Alana

DATE

1/28/22

DISCLOSED TO AND UNDERSTOOD BY

Samuel

DATE

1/28/22

PROPRIETARY INFORMATION

Skills - Driver

Skills Record

- 40

Skills today

- 140

Possible Points

- 140

- We got a new record for skills today
- we only used 3 Attempts as we whar able to get the max possible points we could get

Attempts	Points earned	max
1	140	140
2	120	140
3	0	0
Total	260	280

Bears Robotics Friday Night...

78792E Mount Academy Eagles E	Rank: 1	Total: 283	Prog: 123	Driver: 240
64040A Lake George Warriors	Rank: 2	Total: 253	Prog: 127	Driver: 228
7157X Fire Breathing Bears	Rank: 3	Total: 250	Prog: 40	Driver: 310
78792T Mount Academy Eagles T	Rank: 4	Total: 220	Prog: 100	Driver: 220
34000E [Co.R.E.]	Rank: 5	Total: 220	Prog: 60	Driver: 250
8214C OCS Fire Breathing Marshmallows	Rank: 6	Total: 215	Prog: 35	Driver: 220
64040C Lake George Warriors	Rank: 7	Total: 220	Prog: 20	Driver: 200
8876C STEAM-C	Rank: 8	Total: 180	Prog: 40	Driver: 140
8876E CHEESE	Rank: 9	Total: 180	Prog: 20	Driver: 160
64040D Lake George Warriors	Rank: 10	Total: 120	Prog: 0	Driver: 120
7157B Razor Crest 2.0	Rank: 11	Total: 100	Prog: 0	Driver: 100
7157F Bot De La Muerte 4.0	Rank: 12	Total: 90	Prog: 0	Driver: 90
34087B Gremlin	Rank: 13	Total: 60	Prog: 0	Driver: 60
8876A Duct Tape	Rank: 14	Total: 50	Prog: 0	Driver: 50

Bears Robotics Friday Night...

7157B Razor Crest 2.0	Rank: 11	Total: 100	Prog: 0	Driver: 100
7157F Bot De La Muerte 4.0	Rank: 12	Total: 90	Prog: 0	Driver: 90
7157X Fire Breathing Bears	Rank: 3	Total: 250	Prog: 40	Driver: 310
8214C OCS Fire Breathing Marshmallows	Rank: 6	Total: 215	Prog: 35	Driver: 220
8876A Duct Tape	Rank: 14	Total: 50	Prog: 0	Driver: 50
8876C STEAM-C	Rank: 8	Total: 180	Prog: 40	Driver: 140
8876E CHEESE	Rank: 9	Total: 180	Prog: 20	Driver: 160
34000E [Co.R.E.]	Rank: 5	Total: 220	Prog: 60	Driver: 250
34087B Gremlin	Rank: 13	Total: 60	Prog: 0	Driver: 60
64040A Lake George Warriors	Rank: 2	Total: 253	Prog: 127	Driver: 228
64040C Lake George Warriors	Rank: 7	Total: 220	Prog: 20	Driver: 200
64040D Lake George Warriors	Rank: 10	Total: 120	Prog: 0	Driver: 120
78792E Mount Academy Eagles E	Rank: 1	Total: 283	Prog: 123	Driver: 240
78792T Mount Academy Eagles T	Rank: 4	Total: 220	Prog: 100	Driver: 220

Continued to page

SIGNATURE

Samuel

DATE

1/28/22

DISCLOSED TO AND UNDERSTOOD BY

Christopher

DATE

1/28/22

PROPRIETARY INFORMATION

Autonomous Skills /

- We didn't have a specific skills autonomous, so we ran the Right Double autonomous that we use in competition matches.
- Despite being consistent in the competitions, the autonomous failed to grab the tall neutral goal on the first two attempts.
- Thankfully, it worked on the third attempt. 40 was the maximum that our program could score.
- Possible sources of error:
 - Variations in field setup
 - Variations in the initial alignment of the robot
- Possible solutions
 - Go slower, since we aren't racing an opponent in skills
 - Use sensors (unfortunately we don't have the GPS set up)

Attempt	Points
1	20
2	20
3	40
Best	40

cc

Continued to page

SIGNATURE

Christopher [REDACTED]

DATE

1/28/22

DISCLOSED TO AND UNDERSTOOD BY

Samuel [REDACTED]

DATE

1/28/22

PROPRIETARY INFORMATION

Qualification matches 5+6

Match 5

- we were allied with teams 7157F against teams 64040A and 7157E
- we lost the autonomous when we were unable to pick up a base against the opposing alliance
- our strategy was that our alliance would get a base drive up and balance while we collect as many buses as possible
- this did not work as the opposing alliance was so fast and had early control of the buses and lost 60 to 198
- we learned that we need to rely less on teammate

Match 6

- we were allied with team 34087A against teams 64040B and 8746A
- we won Autonomous by getting a singular neutral base onto our side which was more than the opposing alliance
- our strategy was the same as the last one, we take control of as many buses as possible while our teammate grabs a base and balances on the platform
- this worked better than last time but they were still better than us but lost 111 to 86
- same as last time, do not rely on teammate

SD

Continued to page

SIGNATURE

Samuel [REDACTED]

DATE

1/28/22

DISCLOSED TO AND UNDERSTOOD BY

Claire [REDACTED]

DATE

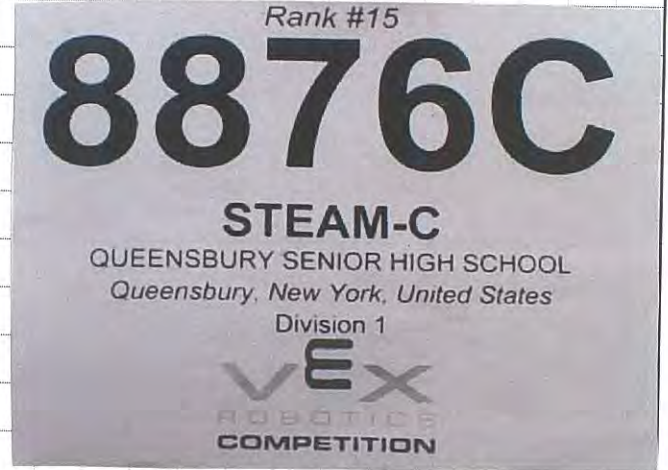
2/28/22

PROPRIETARY INFORMATION

Rankings and Results

After Qualification Rounds

- Qualification rounds: 15TH
- Skills ranking: 8TH
- Things we did well:
 - Communication and coordination with teammates
 - Autonomous program
- Things we could work on:
 - Issues with arms
 - Relying less on teammates



CS

Continued to page

SIGNATURE

Chai

DATE

1/28/22

DISCLOSED TO AND UNDERSTOOD BY

Alana

DATE

1/28/22


PROPRIETARY INFORMATION

Alliance Selection

we were ranked 15 out of 21 teams, and we were not involved in the decision process until rank #13th team 8876A

- Team 8876A asked us to be in an alliance
- we responded with "we accept"
- we became the #9th seed
- This pinned us against the #8 seed

8876A's robot



Continued to page

SIGNATURE

Samuel [REDACTED]

DATE

1/28/22

DISCLOSED TO AND UNDERSTOOD BY

Alanna [REDACTED]

DATE

1/28/22

PROPRIETARY INFORMATION

Match 1

- we were allied with 8876A against teams 34087A and 34087B
- we tied in Antennas as we were able to beat our opponent to the base and neutralize their security the tie
- our strategy is to leave the Alliance bases for 8876A and get as many neutral bases as possible on our side while 8876A gets those alliance bases and sets on the Alliance Platform and balance
- we were able to get all neutral bases on our side as well as 1 opposing alliance base which would count for our point anyway. 8876A got balanced on the Platform which secured an easy 173 to 83

Match 2

- we were allied with 8876A against teams 34000E and 64040A
- we won Antennas thanks to cancelling their Antennas while 8876A got control of the neutral base to win it for us
- our strategy was the same as last time to get both Alliance Platform balanced and get control of neutral bases
- we were able to set 8876C balanced and steal away a neutral base as well as a red
- that red was stolen back and ended up hitting the opposing alliance platform causing it to be unbalanced giving us the win 136 to 98

Continued to page

SIGNATURE

Samuel

DATE

1/28/22

DISCLOSED TO AND UNDERSTOOD BY

Alarra

DATE

1/28/22

PROPRIETARY INFORMATION

Elimination Semi-Finals

After we won our last two matches, we were matched up against 7157X and 8214C. We had seen 7157X at previous tournaments and knew they were a formidable foe, at our last tournament they took home the excellence award. Still paired with 8876A, our strategy remained the same:


- We would prioritize defense while gathering as many bases as possible
- Our allies would pass two bases and end balanced on the platform

Autonomous begun and our team interrupted both of the enemies' autonomous while ours obtained one neutral goal, scoring us autonomous victory. However, driver period did not go as smoothly. Our strategy was working well for most of the match until around the one minute mark. As we were maneuvering, the large neutral pushed their base under the platform. We attempted to retrieve^m retrieve it but were blocked by 7157X. After the match, we spoke with the referees about how the other team excessively pinned us, however we were still disqualified.

Afterwards we were frustrated as we were in the semi-finals and felt it was an unfair call. After watching the video replay it was obvious that the enemy team prevented us from retrieving the base and excessively trapped us multiple times which was not called by the judges. In the end we lost, however had we not been disqualified we would have won 136pts to 60pts.

Continued to page

SIGNATURE



DATE

1/28/22

DISCLOSED TO AND UNDERSTOOD BY

Samuel

DATE

1/28/22

PROPRIETARY INFORMATION

Disqualification

During the third elimination match, we got disqualified for pushing a mobile goal under the opposing alliance's platform. We attempted to remove the base but were blocked by one of the opposing teams. After we were blocked, we didn't have another chance to retrieve the base. We brought this in format to the head referee but, sadly, were still disqualified.

Rule 5G3 has 4 points, the 4th point refers to bases being put under platforms of the opposite alliances.

- When placement is accidental and immediately rectified, the violation is considered a warning.
- When placement is intentional and/or not immediately rectified, as judged by the head referee, this would be a violation.
- Repeated or strategic placement may result in a violation at the head referee's discretion.

If any of the above conditions result in a violation it is automatically considered interfering with the game and results in a disqualification.

MR

Continued to page

SIGNATURE

Manuel [REDACTED]

DATE

01-28-22

DISCLOSED TO AND UNDERSTOOD BY

[REDACTED]

DATE

1/28/22

PROPRIETARY INFORMATION

Steam-C Awards

Record

- All Time: 2
 - Design: 1
 - Excellence: 1
 - tournament champion: 0
- 2021-2022
 - Design: 1
 - Excellence: 1
 - tournament champion: 0



At the tournament today we won the excellence award for the first time in school history. We did amazing at the tournament today, had great sportsmanship, and had a great design notebook, as well as a good judges meeting, this all helped us win but we can't count out the work of 8876A and 8876E our fellow teams from Queensbury. In the future, many of these recommendation showings how great our program at Queensbury is ultimately securing the award today.

SD

Continued to page

SIGNATURE

Samuel [redacted]

DATE

1/28/22

DISCLOSED TO AND UNDERSTOOD BY

[redacted]

DATE

1/28/22

PROPRIETARY INFORMATION

Robot Reflection

During this tournament, our robot did very well. With coordination with our alliance we managed to beat the top two teams during the quarterfinals. Going forward we have a few goals for the robot:

- To improve the structural integrity of our arms
- To implement pneumatics into our design
- To better support the bases

Some problems we had:

- The hooks were bending a lot
- The front arms bent
- We could not get onto the platform
- Bases sometimes got jammed in our robot.

TM

Continued to page

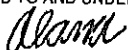
SIGNATURE



DATE

1/28/22

DISCLOSED TO AND UNDERSTOOD BY



DATE

1/28/22

PROPRIETARY INFORMATION

Autonomous Reflection

- This was the first tournament that we actually had a full-fledged autonomous prepared before hand
- Our left side was only able to get one base, but most of our alliances allowed us to go on the right side, which could get two bases
- It worked consistently! Yay! There were a few times where our opponent went for the same base as we did, and it got messed up because of that, but we got the full 40 points when we were uncontested
- Our autonomous was fast enough to beat out several slower robots

QUALIFICATION	Match	1	2	3	4	5	6
	Points scored by our robot	20	20	20	20	0*	20
	Autonomous Victory	Loss	Tie	Win	Tie	Loss	Loss

ELIMINATION	Match	1	2	3
	Points scored by our robot	0*	0*	20
	Autonomous Victory	Tie	Win	Win

* Every time that we got 0 it was because we got caught on the enemy robot. We also prevented them from getting points in these instances

cc

Continued to page

SIGNATURE

Christopher



DATE

1/28/22

DISCLOSED TO AND UNDERSTOOD BY

M

DATE

1/28/22

PROPRIETARY INFORMATION

Driver reflection


This was by far our best driving we have had so far. I struggled early on but once we got into the elimination round, we dominated in 2 out of the 3 matches. 1st match we easily won the 3rd match which I will elaborate later on we also did extremely well in the only match we didn't do the best on was the 2nd match of the elimination round. during it we preferred partly at the start but as the game developed we did better and ally a majority of bases. they engage stealths their own alliance base back causing their platform not being balanced, when won us the game. match 3 driving was very good except for the part where we where trying to set a base out from opponent's side we where not able to get away from a robot that hit us and end up pushing that base under their platform which we where not able to get out from. under the rest of the match went fine but we where disqualified. overall a good day. I want more mt driving 8 out of 10.

ST

Continued to page

SIGNATURE

Samuel



DATE

1/28/22

DISCLOSED TO AND UNDERSTOOD BY

AM

DATE

1/28/22

PROPRIETARY INFORMATION

Rules re Flection

There were 2 major rule issues at this tournament. The first was with bases being placed under an opponent's platform. The other was whether or not you can be forced into a penalty.

Rule G3 point "d" ^{MR} says ^{MR} that has the rules and stipulations about bases being placed under the opposing alliance's platform.

- when placement is accidental, a warning is issued if it is immediately removed.
- when placement is intentional or not immediately removed, a warning is issued that may become a violation

If you get a violation from any of the above conditions, it will result in immediate disqualification.

Rule G14 prohibits strategies that force an opponent into ^{MR} a penalty. Match affecting instances will result in a disqualification.

MR

Continued to page

SIGNATURE

Manuel [REDACTED]

DATE

01-28-22

DISCLOSED TO AND UNDERSTOOD BY

Elmp [REDACTED]

DATE

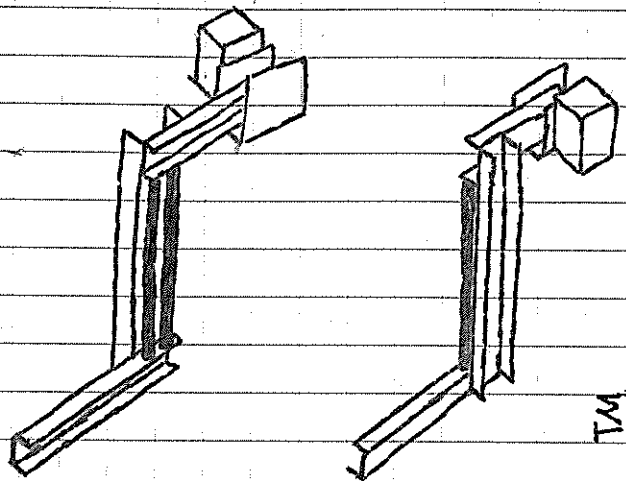
1/28/22

PROPRIETARY INFORMATION

Redesigning the Arm


After the last tournament we found that the arms were very helpful for not only holding more bases, but also to line up bases for the hooks during driver period.

- One large problem we had was that our current arms easily bent.



(Sketch of new Arms)

The new arms would minimize the risk of them bending, while still performing their intended function.



Continued to page 138

SIGNATURE

DATE

2/2/22

DISCLOSED TO AND UNDERSTOOD BY


Elmm

DATE

2/2/22

PROPRIETARY INFORMATION

- The process of building the arm was quite simple
- The new design barely could bend
- We had to smooth the top section to allow bases to pass freely
- We also needed to add standoffs to stop the arms from scraping the ground.

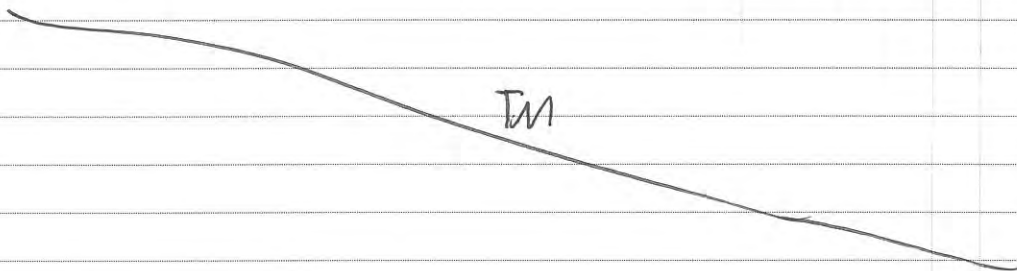


(Side View)

(Inside View)

(Holding Base)

- The arm worked better than before, having more strength due to the new sturdiness.
- However, while the metal did not bend anymore, the axle still could bend.



Continued to page

SIGNATURE

DATE

2/8/22

DISCLOSED TO AND UNDERSTOOD BY

DATE

2/8/22

PROPRIETARY INFORMATION

Designing the Club Shirts

Our robotics club has an annual fundraiser where we design apparel and sell it to raise funds. This year, we had not yet made a design so I offered to make one.

- Our advisor wanted our school logo with a gear on the front, with the vex vrc logo on the back
- I pitched the idea to our coach and he loved the design
- We decided we would vote on it by thursday,
- If we ordered now we should receive them before states



(Front of T-Shirt)



(Back of T-Shirt)

Tm

Continued to page

SIGNATURE

DATE

2/9/22

DISCLOSED TO AND UNDERSTOOD BY

adama

DATE

2/9/22

PROPRIETARY INFORMATION

Driving Practice

- After the past tournament driving was very good but we needed to have more especially for our last tournament before states
- We attempted to set up on the platform and realize that if a robot holds the platform up and we have no more than 3 bases and a big space for momentum
- We were not able to set up on our own which was disappointing
- The last thing we did was to see how many bases we could fit
- We set a new record of 5 which is one more than last time



5 bases
in 1
robot

Continued to page

SIGNATURE

Samuel

DATE

2/9/22

DISCLOSED TO AND UNDERSTOOD BY

Christopher

DATE

2/9/22

PROPRIETARY INFORMATION

Code Prefactoring

- Our code thus far has been slowly building on itself over time as we create more complex things
- This leads to a somewhat bloated, disorganized program. Additionally, all of the code was in one file (main.cpp), which was getting long and making it hard to find things
- Without having to make major build changes this week, I had enough time to completely rewrite the code in a more organized way
- Major Changes
 - Organized pairs of motors into classes with more concise method calls (see the examples below)
 - Added more files to organize the code (main.cpp, Utils.h, device-setup.h, usercontrol.h, autonomous.h)
 - Standardized parameters: first argument is power, second is a measurement

```
void autonomous(void) {
  // LEFT DOUBLE RIGHT
  // Unfolding
  LAMotor.spin(reverse, 100, percent);
  RAMotor.spin(reverse, 100, percent);
  forwardDist(autonSpeed, 40);
  LAMotor.stop(brakeType::hold);
  RAMotor.stop(brakeType::hold);
  //First base
  LCMotor.setVelocity(chainSpeedHigh * 100, percent);
  RCMotor.setVelocity(chainSpeedHigh * 100, percent);
  LCMotor.startRotateFor(5, rotationUnits::rev);
  RCMotor.startRotateFor(5, rotationUnits::rev);
  forwardDist(0.2, 5.0);
  task::sleep(1000);
  //Second Base
  turnDegs(autonTurnSpeed, -60);
  forwardDist(autonSpeed * 0.5, 15);
  forwardDist(0.2, 5.75);
  LAMotor.spin(forward, armSpeedUp * 100, percent);
  RAMotor.spin(forward, armSpeedUp * 100, percent);
  task::sleep(1000);
  LAMotor.stop(brakeType::hold);
  RAMotor.stop(brakeType::hold);
  // Turn and Reverse
  turnDegs(autonTurnSpeed * 0.1, 35);
  forwardDist(autonSpeed * -0.4, 45);
}
```

← Right
autonomous
before
refactoring



Right →
autonomous
after
refactoring

```
void autonomous() {
  // RIGHT DOUBLE
  // Unfold and start forward
  Arm.start(-100);
  Base.driveForAsync(100, 40);
  Arm.stop(brakeType::hold);

  // First mogo
  Chain.spinFor(100, 5);
  Base.driveForAsync(20, 7);
  task::sleep(1000);

  // Go to second mogo
  Base.spotTurnAsync(25, -70);
  Base.driveForAsync(50, 15);

  // Second mogo
  Base.driveForAsync(20, 6.5);
  Arm.start(100);
  task::sleep(950);
  Arm.stop(brakeType::hold);

  // Turn and reverse
  Base.spotTurnAsync(10, 50);
  Base.driveForAsync(40, -47.5);
}
```

Continued to page

SIGNATURE

Christopher



DATE

2/10/22

DISCLOSED TO AND UNDERSTOOD BY

Elum



DATE

2/10/22

PROPRIETARY INFORMATION

Setting up for the tournament

- We are hosting the tournament in the blue gym.
- set up three fields: two competition and one practice.
- Helped put signs on the wall and set up tables and chairs for tennis on the opposite side of spectator bleachers.
- Moved TV screens that would display upcoming games and scores.

EM

Continued to page

SIGNATURE

Elumm

DATE

2/11/22

DISCLOSED TO AND UNDERSTOOD BY

Alana

DATE

2/11/22

PROPRIETARY INFORMATION

Adirondack Tournament

Qualification Match List

Adirondack VRC Blended Qualifier @ Queensbury

8876C



W
 W
 driver skills
 W
 judges
 making
 W
 skills
 W

Match	Field	Time	Red 1	Red 2	Blue 1	Blue 2
Q1	Field 1	Sat 9:00 AM	12054A	5111A	5111B	64040C
Q2	Field 2	Sat 9:06 AM	84207A	5501B	10310A	8876A
Q3	Field 1	Sat 9:12 AM	12054B	5111E	64040B	5111C
Q4	Field 2	Sat 9:18 AM	5501C	91242C	8876C	64040A
Q5	Field 1	Sat 9:24 AM	5111D	91242B	5501A	8876E
Q6	Field 2	Sat 9:30 AM	64040D	3042R	53999F	53999B
Q7	Field 1	Sat 9:36 AM	10310B	5501D	91242A	5111B
Q8	Field 2	Sat 9:42 AM	64040B	8876C	5111D	8876A
Q9	Field 1	Sat 9:48 AM	5501A	91242C	64040D	12054B
Q10	Field 2	Sat 9:54 AM	10310B	5111C	84207A	91242B
Q11	Field 1	Sat 10:00 AM	91242A	5501C	5501B	12054A
Q12	Field 2	Sat 10:06 AM	53999F	64040C	8876E	10310A
Q13	Field 1	Sat 10:12 AM	53999B	5111E	5111A	5501D
Q14	Field 2	Sat 10:18 AM	64040A	5111B	3042R	91242B
Q15	Field 1	Sat 10:24 AM	64040C	64040D	5501C	5111D
Q16	Field 2	Sat 10:30 AM	8876C	10310A	10310B	5111E
Q17	Field 1	Sat 10:36 AM	53999F	5501D	91242C	5501B
Q18	Field 2	Sat 10:42 AM	64040A	53999B	12054A	12054B
Q19	Field 1	Sat 10:48 AM	84207A	64040B	5501A	3042R
Q20	Field 2	Sat 10:54 AM	5111A	8876E	5111C	91242A
Q21	Field 1	Sat 11:00 AM	8876A	91242B	53999B	5501C
Q22	Field 2	Sat 11:06 AM	10310A	5111B	64040B	64040D
Q23	Field 1	Sat 11:12 AM	91242A	5111E	91242C	84207A
Q24	Field 2	Sat 11:18 AM	3042R	8876E	8876C	5111A
Q25	Field 1	Sat 11:24 AM	5111C	12054A	53999F	5501A
Q26	Field 2	Sat 11:30 AM	5111D	5501B	10310B	64040A
Q27	Field 1	Sat 11:36 AM	12054B	8876A	64040C	5501D
Q28	Field 2	Sat 11:42 AM	64040D	84207A	12054A	8876C
Q29	Field 1	Sat 11:48 AM	91242A	64040B	53999F	91242B
Q30	Field 2	Sat 11:54 AM	5111B	8876A	91242C	5111C
Q31	Field 1	Sat 12:30 PM	5111A	5501C	10310B	12054B
Q32	Field 2	Sat 12:36 PM	5501B	64040C	5111E	3042R
Q33	Field 1	Sat 12:42 PM	5111D	5501A	53999B	10310A
Q34	Field 2	Sat 12:48 PM	64040A	8876E	5501D	64040D
Q35	Field 1	Sat 12:54 PM	91242C	64040C	5111A	64040B
Q36	Field 2	Sat 1:00 PM	10310B	12054A	8876A	3042R
Q37	Field 1	Sat 1:06 PM	53999B	5111C	8876C	5501B
Q38	Field 2	Sat 1:12 PM	5111D	8876E	5111E	5111B
Q39	Field 1	Sat 1:18 PM	5501A	5501D	5501C	84207A
Q40	Field 2	Sat 1:24 PM	12054B	91242B	10310A	91242A
Q41	Field 1	Sat 1:30 PM	53999F	64040A	5111E*	8876A*

SIGNATURE

Alana

DATE

2/12/22

DISCLOSED TO AND UNDERSTOOD BY

Clara

DATE

2/12/22

PROPRIETARY INFORMATION

Qualification Matches 1 & 2

Match 1:

- We were allied with team 64040A
- We focused on getting the tall neutral base and a short neutral base as well as the other team's bases and defending them from the other team.
- Our ~~teammates~~^{all} teammates focused on putting rings on the alliance bases (our bases) and stacking those bases onto the platform.
- We won autonomous
 - We got the left neutral base
 - Alliance got right neutral base and center neutral base
 - ~~We~~^{all} ~~won~~ Our team got ~~2~~^{all} 3 bases in total while ~~of~~^{all} opposite team got 0 bases.
- We won the match; 60pts to 186pts

Match 2:

- We were allied with team 64040B
- We focused on gathering bases and dropping/releasing the bases at the end of our robot for our alliance to stack on the platform
- We lost autonomous
 - In order win autonomous, both alliance bases must have a ring in them
 - We were able to get the right neutral base before a robot on the other team because we got to the base faster and our clips on the conveyor of our robot

Continued to page 145


SIGNATURE



DATE

2/12/22

DISCLOSED TO AND UNDERSTOOD BY



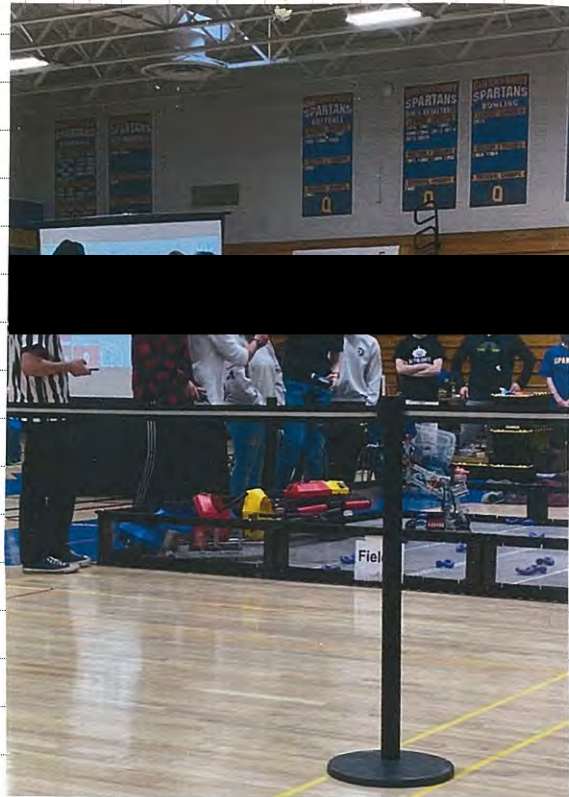
DATE

2/12/22


PROPRIETARY INFORMATION

144 were able to pull the lease on our side / were stronger than the other team's clamp which was trying to grab ~~the~~ onto the lease during autonomous

- We won the match; 20pts to 120pts
- We had 4 leases on our robot in our homezone at the end of the match



(Sam & Tyler with team 64040B)



(our robot with 4 leases)



(our robot with 4 leases)

ack

Continued to page

SIGNATURE *Alana* [Redacted]

DATE 2/12/22

DISCLOSED TO AND UNDERSTOOD BY *Clara* [Redacted]

DATE 2/12/22

PROPRIETARY INFORMATION

Skills-Driver

Skills Record

-140

Skills today

-140

Possible points

-140

Attempts		
1	100	140
2	140	140
3	0	140
Total	280	420

- we did not create a new Autonomous to get our points but our driver tried we where able to attempt to drive up the platform on our first try, we failed though

- we got our max points during our second try and didnt have time for a third try

53999R Robo Hornets

Rank:1 Total:318 Prog:69 Driver:249

64040A Lake George warriors

Rank:2 Total:316 Prog:103 Driver:213

5111C AP 5111C

Rank:3 Total:236 Prog:34 Driver:200

↓ skip 1

53999B Robo Hornets

Rank:5 Total:151 Prog:20 Driver:161

5976C Steam-C

Rank:6 Total:150 Prog:90

Driver: 140

Continued to page

SIGNATURE

Samuel

DATE

2/12/22

DISCLOSED TO AND UNDERSTOOD BY

Alana

DATE

2/12/22

PROPRIETARY INFORMATION

Qualification Matches 3 + 4

Match 3:

- We were allied with team 10310A against teams 20310B and 5111E
- Our strategy was to hoard bases and help our alliance get onto the platform with a base
- Our alliance was disqualified during the autonomous phase for crossing into the opposing teams' homezone
- We were disqualified for tipping over one of the enemy teams' mobile goals that had bases on it
- The enemy team was disqualified for crossing into our homezone during autonomous
- We lost the match —
- We lost autonomous

Match 4:

- We were allied with team 5111A against teams 2876E and 3042R
- We focused on gathering and defending bases as well as helping to balance our allies on the platform with 2 bases.
- In the last 30 seconds an enemy team's robot pushed the tall neutral goal under our platform, making it unbalanced
- The offending team was disqualified
- We won the match 80pts to 109pts
- We lost autonomous

Continued to page

SIGNATURE

Clair

DISCLOSED TO AND UNDERSTOOD BY

Alana

DATE

2/12/22

DATE

2/12/22

PROPRIETARY INFORMATION

Autonomous Skills

- We once again did not have a specific Skills Autonomous, so we ran the Right Double autonomous that is our preferred program in normal matches
- Despite being mostly consistent in the matches our autonomous did not work at all our first two attempts so we went back to our table and troubleshooted until we fixed any problems we were having
- Thankfully it work on our final attempt, getting Both Bases onto our side awarding us 40 points
- we ended up ranking 5th for Provingins which is definitely better than most but we wish we could have done better

Attempt	Points
1	0
2	0
3	40
Best	40

SD

Continued to page

SIGNATURE

Samuel

DATE

2/12/22

DISCLOSED TO AND UNDERSTOOD BY

M

DATE

2/12/22

PROPRIETARY INFORMATION

Qualification Matches 5 & 6

Match 5:

- We were with 12054A against 64040D & 84207A
- Our main strategy was for us to gather and defend multiple, our allies hold one base and park on platform.
- We tied in autonomous, both teams got one ~~refte~~ neutral base.
- In driver period we defended 4 bases while lake george got the other 3.
- At the end, 64040D fell forward trying to park with 3 bases, losing their elevated status for ~~the~~ 3 bases and a robot
- We won 83 pts to 60 pts

Match 6:

- We were with 5501B against 53999B & 5111C
- Our allies would obtain a side neutral base and get on the platform. We would and gather bases and put pressure on the enemies to prevent them from retrieving them.
- We lost autonomous, Driver period was back and forth, however at the end we were pinned by the enemy for 8 full seconds. The judges did not call it.
- We lost 195 pts to 70 pts

Continued to page

SIGNATURE



DATE

2/12/22

DISCLOSED TO AND UNDERSTOOD BY



DATE

2/12/22

PROPRIETARY INFORMATION

Ranking and Results After Qualification rounds

- Qualification rounds:

11th

- Skills ranking:

6th

- Thing we did well:

- Communication and coordination with teammates
- Autonomous Programs Flexibility

- Things we could work on:

- Issues with Arms
- reaction time of driver
- talking to other team so we are ready for Alliance selection

SD

Continued to page

SIGNATURE

Samuel



DATE

2/12/22

DISCLOSED TO AND UNDERSTOOD BY

AM

DATE

2/12/22

PROPRIETARY INFORMATION

Alliance Selection

We were ranked 11th out of 27 teams, and we had been approached for the first time by other Alliances such as 64040B and 53999B. So when it came to rank #7 robo helmets turn to pick we had to make a choice. We had previously talked with 64040B and even played our 2nd qualification match with them. We planned to pick them when the time came until 53999B asked us that they were thinking about picking us. As a team we discussed 64040B the most as their autonoms did not work which would put us in a significant disadvantage, while 53999B had their best autonoms on the left opposite of our best which fits really well. Plus 53999B has the same exact robot concept but maybe even better. So this is how it went.

- Team 53999B ask us to be in an alliance
- We responded with "we accept"
- we became the 4th seed
- this pinhead against the #10 seed

SD

Continued to page

SIGNATURE

Samuel



DATE

2/12/20

DISCLOSED TO AND UNDERSTOOD BY

IM

DATE

2/12/20

PROPRIETARY INFORMATION

Elimination Matches 1 & 2

Match 1:

- We were allied with 53999B, the Hornets
- Our strategy was to pick up middle neutral base and right neutral base as well as our alliance base on the right side and keep them in our homezone.
- Our alliance got a neutral base on the left and filled it with rings. Afterwards, he put the base on the platform. He did this for the (our) left alliance base as well.
- Our alliance almost got us DQ, ~~causing~~ ^{at} which would have resulted in an automatic loss because he grabbed the other team's alliance base which had rings in it. If our teammate had dropped a single ring from the base, it would have DQ'd us both since an alliance base with rings is considered protected (be mindful of rules in fut^{at} the future).
- We won autonomous
- We won the match; 130pts to 27pts

Match 2:

- We were allied with the same team, 53999B
- Same strategy as in elimination match 1
- We won autonomous
- We lost the match; 83pts to 66pts
 - Would have won since we had a base with ring on our platform, but within the last 3 seconds our alliance ~~at~~ ^{at} alliance drove backward, away from the platform and then toward the platform and when the match ended, the robot shut off and his robot's arm touched platform so the platform was ^{not} ~~not~~ ^{considered} elevated. Continued to page

SIGNATURE

Alanna

DATE

2/12/22

DISCLOSED TO AND UNDERSTOOD BY

Christopher

DATE

2/12/22

PROPRIETARY INFORMATION

Steam-C Awards

Record

- All time: 2
 - Design: 1
 - Excellence: 1
 - Tournament Champion: 0

- 2021-2022
 - Design: 1
 - Excellence: 1
 - Tournament Champion: 0



This tournament we did fairly well in but we guess did not do well enough to get an award, but our fellow team 8876A won the design award which is nice. hopefully we will be able to win one more award at the RIT tournaments.

50

Continued to page

SIGNATURE

Samuel [REDACTED]

DATE

2/12/22

DISCLOSED TO AND UNDERSTOOD BY

Clan [REDACTED]

DATE

2/12/22

PROPRIETARY INFORMATION

Autonomous Reflection

- We did not make any major changes to our autonomous since the last tournament. We can't get rings, so scoring two neutral bases is about the best we can do.
- Overall our autonomous worked well, as expected

Match #	Side	Points scored by our robot	Win/Loss/Tie	Notes
Q4	L	20	W	Success! We let our partner get the central base
Q8	R	20	L	Lost 1 st base due to interference with opponent
Q16	R	40	L	Lost autonomous because our partner DQ'd
Q24	R	40	W	Success!
Q28	R	20	T	We missed the 1 st base. Maybe it was lined up wrong.
Q37	R	20	L	We got DQ'd due to interference with our opponent
R16 8-1	R	40	W	Success!
QF4-1	R	20	W	Lost 1 st base due to interference with opponent

CC

Continued to page

SIGNATURE

Christopher [REDACTED]

DATE

2/12/22

DISCLOSED TO AND UNDERSTOOD BY

Ucin [REDACTED]

DATE

2/12/22

PROPRIETARY INFORMATION

Rules Reflection

- During multiple matches there were robots that caused field elements to break. Safety rule S1 states that robot operations deemed unsafe and may warrant Disablement or Disqualification at the head referee's discretion.
- During an autonomous period, our alliance won the autonomous but the bonus went to the opposing alliance by mistake. By the time we realized it, the scores were already submitted.
- There was one match where a team had a balanced platform with a robot and 2 mobile goals on it. In the last 30 seconds an opposing robot knocked a neutral mobile goal into the platform and caused it to be unbalanced. Because of this, the opposing alliance won.

MR

Continued to page

SIGNATURE

Manuel

DATE

02-12-22

DISCLOSED TO AND UNDERSTOOD BY

Samuel

DATE

2/10/22

PROPRIETARY INFORMATION

Driver Reflection

Today I would say we are set for driver as we did very well in our matches and our problem was not in driving but in Antonomas and our teammates. We were able to get 3 bases consistently when our Antonomas did work, when it did we were still reasonably able to get 2 bases and often able to get a third base back and onto our side. One problem that I encountered when driving was that often I had to improvise because the arms were not working meaning that we couldn't move fast as we were too long to get out of tight spaces. An instance that this happened I was able to get out using the other arm as leverage and still collect bases and drive it to our side. Without the slider in the back we would be able to move much easier though as I have noticed we often don't get 4 bases meaning something is down would not be too at all, plus we might be able to get onto the Platform. Overall I would rate my performance today a 7 out of 10 which is tied for second place.

SW

Continued to page

SIGNATURE

Samuel

DATE

2/12/22

DISCLOSED TO AND UNDERSTOOD BY

MB

DATE

2/12/22

PROPRIETARY INFORMATION

Robot Reflection

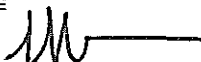
Overall, the robot performed well, however there are some key problems and aspects we need to look at:

- While our robot can hold up to five mobile goals, we can rarely acquire five in a match. We were able to get four in a match, but most of the time we get two or three.
- Our twin front arms greatly assisted in guiding the bases to the chain, but often bent or had the axle come out as bases collided with them often.
 - Our vision is a device that can quickly move bases whilst guiding incoming bases.
- Our rear extension permits us to hold more bases, but it prevents us from parking.

TM

Continued to page

SIGNATURE



DATE

2/12/22

DISCLOSED TO AND UNDERSTOOD BY

Samuel 

DATE

2/12/22

PROPRIETARY INFORMATION

Designing our banner

We wanted to design a banner to represent our team at states so we decided to design and order a banner from staples



- We decided to incorporate our logo with our team name, team number, and school
- This banner would not only represent our team, but also our school

TM

Continued to page

SIGNATURE

IM

DATE

2/14/22

DISCLOSED TO AND UNDERSTOOD BY

Christopher [REDACTED]

DATE

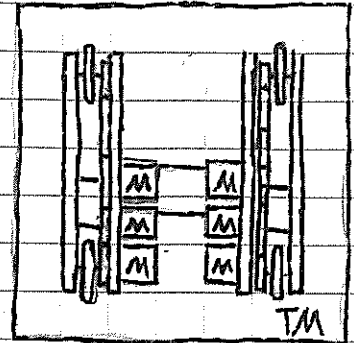
2/14/22

PROPRIETARY INFORMATION

Brainstorming Modifications

Base Modifications:

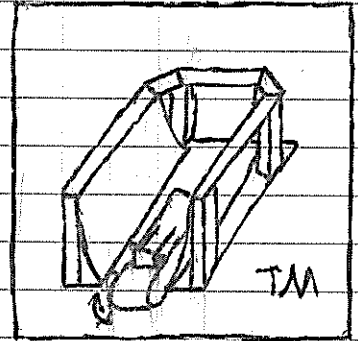
- Our drive train is currently powered by a 4-motor
- It did not have enough power to get onto the platform
- We could change our drive train from 4 motor to 6 motor drive



(6-motor Drive)

Cage Modifications:

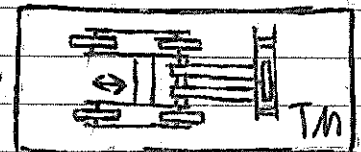
- Our current cage provided minimal value
- We wanted to redesign it to better support the bases
- Some new design features would be one single piece, with concave interior features to feed bases



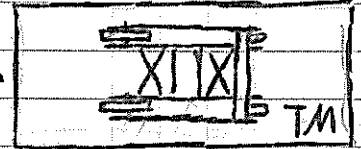
(New Cage)

Extension Modifications:

- After a few tournaments we found that the extension could hold more bases but we could not often get 4 or 5.
- The extension also prevents us from parking on the platform
- Removing the extension may allow us to park on the platform and won't limit us in practice



(Current)



(Proposed)

Continued to page

SIGNATURE

DATE

2/14/22

DISCLOSED TO AND UNDERSTOOD BY

DATE

2/14/22

PROPRIETARY INFORMATION

Extension Motors Changes

With the new Proposal that would remove the extension in the back, we decided that the most vital thing to allow any other modification would be to do this and remove the extension.

Reasons:

- unnecessary as we really can only get a few buses in a match, usually 2-3
- it has an unnecessary sliding mechanism that can make or break our robot as a whole
- It is also way too big and prevents much mobility we have, or hope to have
- lastly we cannot park due to how heavy the extension is and it also lifts our wheels off the ground preventing good traction also preventing us from parking.



SD

Continued to page

SIGNATURE

Samuel [REDACTED]

DATE

2/16/22

DISCLOSED TO AND UNDERSTOOD BY

Alana [REDACTED]


DATE

2/16/22

PROPRIETARY INFORMATION

6 Wheel Drive motor

In order to be able to set onto the Platform we must find a way to get more traction on the Poly-Carbonate Platform. we tried a 6th wheel and motor but it didnt work so we tried 6 motors. To get 6 motors we had to attach a chain to all 3 which would provide torque to all wheels not just 1 on each side. After we added the 6 wheel drive we tested if we could get up with 1, 2, 3, and 4 bases we did 3 trails each.



Base #	Success	Points	Reason
0	1 st ✓	30	Success
	2 nd ✓		Success
	3 rd ✓		Success
1	1 st ✓	70	Success
	2 nd ✓		Success
	3 rd ✓		Success
2	1 st ✓	110	Success
	2 nd X		Tipped over
	3 rd ✓		Success
3	1 st ✓	150	Success
	2 nd ✓		Success
	3 rd X		Tipped over
4	1 st X	190	Base went too far
	2 nd ✓		Success
	3 rd X		Base went too far

Continued to page

SIGNATURE

Samuel

DATE

2/17/22

DISCLOSED TO AND UNDERSTOOD BY

Alana

DATE


2/17/22

PROPRIETARY INFORMATION

CONTINUED TO VOLUME II

Cage Modifications


- We decided to add onto our cage so that it wraps all the way around the sides and back of the conveyor. This makes it more effective by eliminating spaces where bases could get caught in or be stolen through.
- We shortened the height of the standoffs that connect the one-way gate to the robot. This gives bases trapped on the gates less room to move. Making sure that the first base we pick up is held completely sideways by the gate gives us more room to store other bases.



(Robot with new cage)

Continued to page


SIGNATURE



DATE

2/18/22

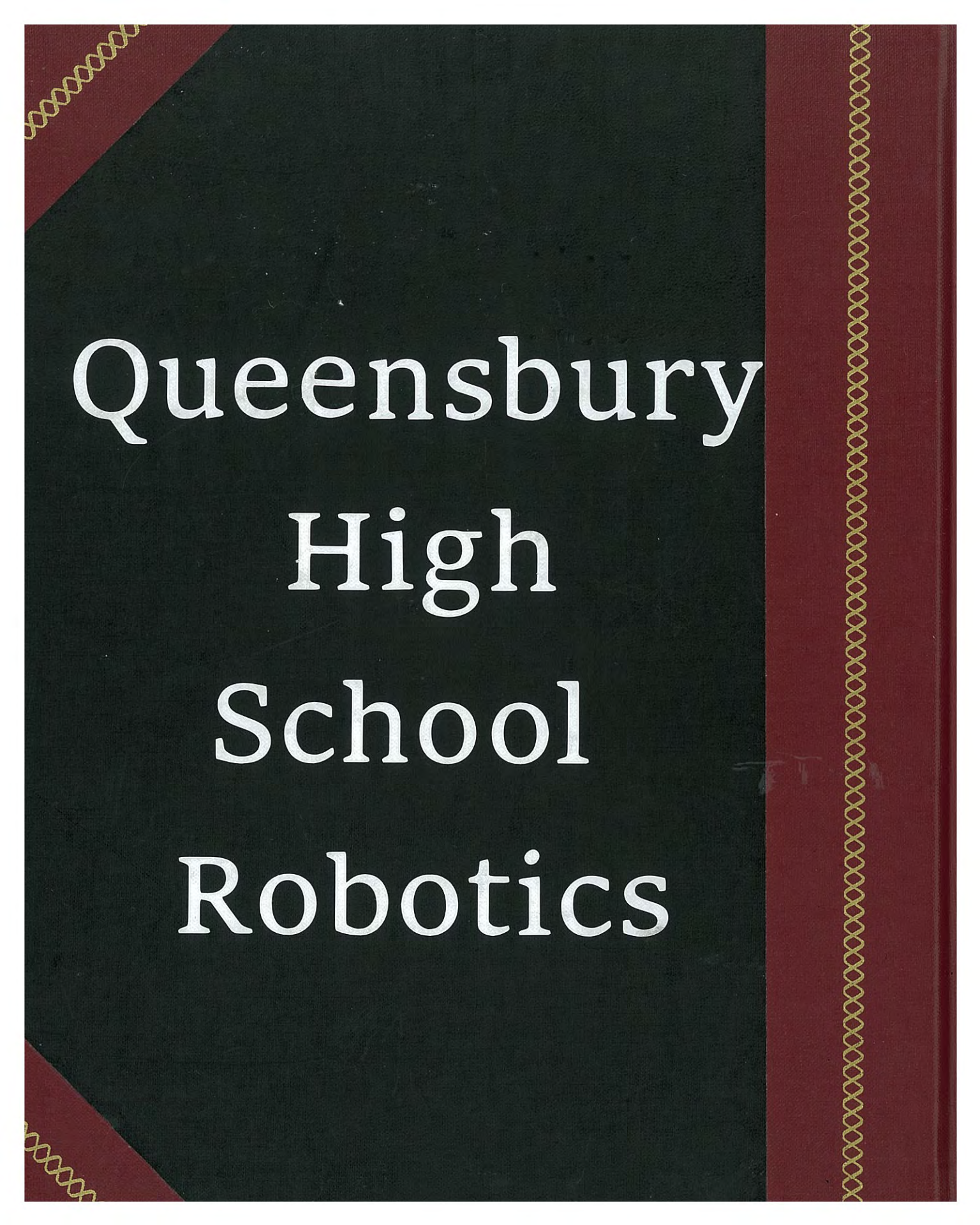
DISCLOSED TO AND UNDERSTOOD BY



DATE

2/18/22

PROPRIETARY INFORMATION



Queensbury
High
School
Robotics

8876C

ENGINEERING NOTEBOOK Steam-C



Queensbury High School, NY

 **VOLUME II** 

NOTEBOOK

NOTEBOOK NO. 2

CONTINUED FROM NOTEBOOK NO. 1 CONTINUED TO NOTEBOOK NO. _____

ASSIGNED TO:

NAME _____

SIGNATURE [Signature] _____ DATE _____

DATE ISSUED 2/28/22 BY _____



COMPANY _____

DEPARTMENT _____

ADDRESS _____

CITY Queensbury STATE New York ZIP 12804

DATE NOTEBOOK COMPLETED _____ NUMBER OF PAGES FILLED IN _____

NOTES:

WWW.BOOKFACTORY.COM

sales@bookfactory.com | 937.226.7100 | +44(0)20.3137.7038

©2017 BookFactory® BookFactory is a Veteran-Owned Firm. Proudly Made in the USA.



GUIDELINES†

INTRODUCTION

Using a Notebook to record ideas, inventions, experimentation records, observations and all work details is a vital part of any laboratory process. Careful attention to how you keep your Notebook can have a positive impact on the patent outcome of a pending discovery or invention.

Following are some overall recommendations to help you keep more efficient and accurate Notebook entries. Remember, however, that these are simply a suggested set of guidelines. Only your attorney can supply the exact guidelines she would like you to follow to satisfy specific legal requirements. That is why we recommend that you consult your legal counsel.

RECORDING DATA

Your Notebook is a vital record of your work whether it is for patent purposes, legal records or documenting drug research under FDA guidelines. The Notebook can help you prove:

- a. Exact details and dates of conception
- b. Details and dates of reduction to practice
- c. Diligence in reducing your invention to practice
- d. Details regarding the structure and operation of your invention
- e. Experimentation observations and results
- f. A chronological record of your work
- g. Other work details

Follow a few simple rules of thumb

1. Always record entries legibly, neatly and in permanent ink.
2. Immediately enter into your notebook and date all original concepts, data and observations, using separate headings to differentiate each.
3. Record all concepts, results, references and other information in a systematic and orderly manner. (Language, charts and numbering systems should be maintained consistently throughout.)
4. It is acceptable to make your entries brief. Always, however, include enough details for someone else to successfully duplicate the work you have recorded.
5. Label all figures and calculations.
6. Never, under any circumstances, remove pages from your notebook.

Remember to treat your Notebook as a legal document: It records the chronological history of your activities. The following guidelines should help you maintain the consistent and accurate entries needed for future legal purposes.

1. Start entries at the top of the first page, and always make successive, dated entries, working your way to the bottom of the last page.
2. After completing a page, sign it before continuing to the next page.
3. Make sure that you record the date of each entry clearly and unambiguously.
4. Never let anyone other than yourself write in your Notebook (excluding-witness signatures, discussed later).

5. Never leave blank spaces, and never erase or remove material you have added. Simply draw lines through any blank spaces at the same time you are making your entries.
6. Do not erase errors. Just draw a single line through any erroneous entry, then add your initials. Enter the correct entry nearby.
7. You can supplement your entries with supporting material (e.g., test-result printouts and other documentation). But you must permanently affix the material onto a page in its proper chronological location.
8. Never rely solely on any supplemental attachment. Always include your own entry describing the attachment and add any conclusions that you might draw from its substance.
9. Occasionally, secondary sources might be too large or inappropriate to attach directly to your notebook. In this case, you can add all secondary sources to an ancillary record maintained precisely for this purpose. However, always remember to write a description of these secondary sources, clearly and unambiguously, in your notebook.

DOCUMENTING PATENT ACTIVITIES

A primary purpose of a Notebook is the support of documenting work that may be patentable. To support patent activities, it is necessary to provide clear, concise, chronological entries with specific dates. To rely on these dates, you must have at least one non-inventor corroborate that the events actually happened and that he or she understood your invention by signing and dating the "Disclosed to and Understood by" signature blocks.

Your Notebook should help you document and prove:

1. *Conception Date*—The date that you knew your invention would solve the problem.
2. *Date of reduction to practice*—The moment that you made a working embodiment of your invention.
3. *Diligence in reducing your invention to practice*—Diligence refers to your intent and conscious effort to make a working embodiment. You are not required to rush, or even to take the most efficient development strategy. But your Notebook must include details relating to your diligent activities. These are dates and facts that show what activities you have conducted to reduce the invention to practice, and when such activities were conducted. Since you may still be diligent despite periods of not working on reducing your invention to practice, always remember to provide reasonable excuses for these periods of inactivity by supplying facts relating to why there was no activity during the period in question. (e.g., unavailability of test conditions or equipment).
4. *How to make and use your invention*—provide documentation details sufficient to teach a colleague how to make and use your invention.
5. *The best mode of practicing your invention*—document the best way to practice your invention.

A non-inventor colleague should corroborate each of these events/facts by signing the "Disclosed to and Understood by" on the relevant pages.

† BookFactory provides these sample guidelines "AS IS" without warranty.

TABLE OF CONTENTS

PAGE	SUBJECT	DATE
1	Steam-C Awards	2/28/22
2	Robot Recap	2/28/22
3	Autonomous Recap	2/28/22
4	Lake George Scrimmage	3/1/22
5	Lake George Scrimmage (continued)	3/1/22
6	Reflection of Lake George Scrimmage	3/1/22
7	Problems and Repairs	3/2/22
8	BrainStorm of New Arms	3/3/22
9	Construction of Javelin Arm	3/4/22
10	New Autonomous	3/7/22
11	New Autonomous (continued)	3/7/22
12	Queensbury Scrimmage with Lake George	3/8/22
13	Queensbury Scrimmage with Lake George (continued)	3/8/22
14	Queensbury Scrimmage with Lake George (continued)	3/8/22
15	Lake George Scrimmage II Reflection	3/8/22
16	Driver skills strategy	3/9/22
17	Driver skills Practice	3/9/22
18	Autonomous Updates	3/9/22
19	Autonomous Updates (continued)	3/9/22
20	Autonomous Skills	3/10/22
21	Syracuse States Tournament	3/12/22
22	States: Matches 1-5	3/12/22
23	States: Matches 1-5 (continued)	3/12/22
24	Skills - Driving / Autonomous	3/12/22
25	States: Matches 6-7	3/12/22
26	Alliance Selection	3/12/22
27	States: Elimination Matches 1-3	3/12/22
28	New York State Championship: Finals	3/12/22
29	New York State Championship: Reflection	3/12/22
30		
31		
32		

Continued from Volume I

Steam-C Awards

Record

- All Time: 2
 - Design: 1
 - Excellence: 1
 - Tournament: 0

- 2021-2022
 - Design: 1
 - Excellence: 1
 - Tournament: 0

All awards have been stated in Volume 1 of our Design notebooks, but for a quick recap we have competed in 4 tournaments winning 2 awards. The Design award at the Chittanango High School Robotics tournament and Excellence at Chittanango Friday Night Robotic tournament.

SD

Continued to page

SIGNATURE

Samuel [Redacted]

DATE

2/28/22

DISCLOSED TO AND UNDERSTOOD BY

Alam [Redacted]

DATE

2/28/22

PROPRIETARY INFORMATION

Robot Recap



- 6-Motor drivetrain
- 2M Conveyor

Function:

- The robot primarily gathers bases with a conveyor and hook
- 6-motor drive lets us park on the platform with 3-4 bases

TU

Continued to page

SIGNATURE

Samuel

DATE

2/28/22

DISCLOSED TO AND UNDERSTOOD BY

Samuel

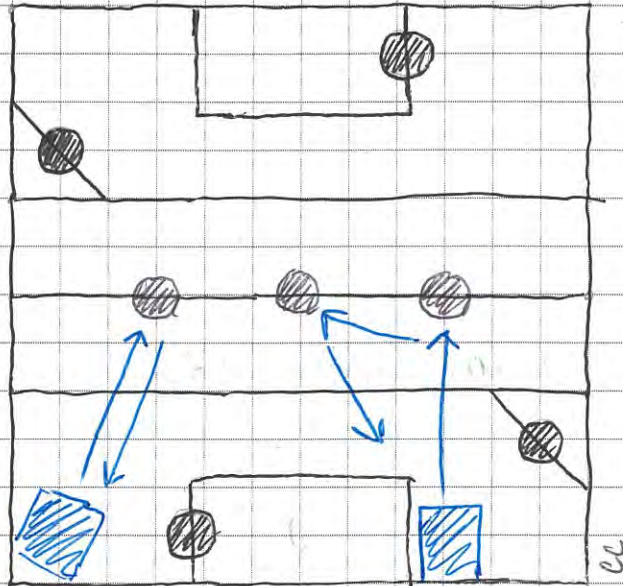
DATE

2/28/22

PROPRIETARY INFORMATION

Autonomous Recap

- For a long time we didn't have a very good autonomous because we were repeatedly updating our robot design which would require re-making the program
- We have been settled on a design for several weeks and now have an autonomous for both sides:
 - Left: Hooks the left neutral goal and brings it to the home zone for points
 - Right: Hooks the right neutral goal and the center neutral goal, bringing both to the home zone for points
- Goals: Create a left autonomous that can also get the center goal
 - Create a skills autonomous that can park on the platform



Current Right and Left Autonomous

Continued to page

SIGNATURE

Christopher [REDACTED]

DATE

2/28/22

DISCLOSED TO AND UNDERSTOOD BY

IM

DATE

2/28/22

PROPRIETARY INFORMATION

Lake George Scrimmage

- We went to Lake George Highschool to scrimmage with their teams
- This allows us to test our driving skills, robot performance, and the autonomous in a match-like setting

• Match 1:

- We lost autonomous; didn't grab side neutral base and pushed the middle neutral base onto the opposing alliances side
- We won the match; 170 to 66
 - Our robot grabbed 2 bases and drove onto the platform while our alliance put an additional base behind our robot, on the platform
 - This meant that at the end of the match, we had an elevated robot and 3 elevated base on the platform

• Match 2:

- We won autonomous
- We lost the match; 156 to 197

• Match 3:

- We won autonomous
- We won the match; 142 to 80

Match 4:

- We lost autonomous
- We lost the match; 126 to 102

Match 5:

- We tied for autonomous

Continued to page 5

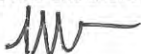
SIGNATURE



DATE

3/1/22

DISCLOSED TO AND UNDERSTOOD BY



DATE

3/1/22

PROPRIETARY INFORMATION

- We lost the match; 136 to 85

• Alliance Selection:

- since there were 7 teams, the last team that doesn't get picked will be added to the first placed team's alliance

- also, matches will be split out of 3: this will allow the alliance of 3 teams to have each team play at least 1 match allied with G4040B and G4040C

• Elimination Match 1:

- Round 1:

- We lost autonomous

- We lost the first round of the first elimination round; 40 to 156

- Round 2:

- We lost autonomous

- We lost the match; second round of the first elimination match; 156 to 60

AM

Continued to page

SIGNATURE

Alana

DATE

3/1/22

DISCLOSED TO AND UNDERSTOOD BY

Manuel


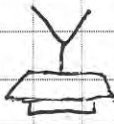


DATE

3-1-22

PROPRIETARY INFORMATION


Reflection of Lake George Scrimmage

Overall it was a nice mini competition/tournament that allowed us to make friends with many of the Lake George teams with possibilities of Alliances at states and even knowing what the other team strategy and how they play. The problem is that we hadn't yet come up with a new arm making it hard to secure, collect, and protect the bases. So from our 6 total matches we played we only won 2 matches because by not being able to do much and relied too much on our teammates to do much unless we were very comfortable and they went heavy on the hints and were also able to do it with one we had started and then place both and more on the tipping platform. We also had minor mechanical problem that will most likely be on page 7. Below is the team from Lake George and the type of robot they have

	64040A	64040B	64040C	64040D
Robot Type				
Park	NO	NO	Yes	NO
Ability	Zero	Zero	80%	Zero
Platform Placing	Yes	Yes	Yes	Yes

Continued to page


SIGNATURE



DATE

3/1/22

DISCLOSED TO AND UNDERSTOOD BY



DATE

3/1/22

PROPRIETARY INFORMATION

Problems and Repairs

7

Problems	Impact	Fix
The Axle in the back came out of its bearings flat due to lack of spacing and locks for the axle were tight	Caused chain the skid, Not rotate properly, Strip the chain links and started to break the chain	We took the sprockets in the back, added a decent amount of spacing and Axle locks keeping it in place
At one point in the matches the battery fell off its clip as well as a rubber band holding it still	Caused power to stop going to some motors and while going up the platform it got stuck and prevented us from going in.	We moved the cortex to the other site and attached the battery to a clip in the inside of the case
The insert for the fat bear that turns up the chain came out due to it not being locked and there was no spacing causing it to shift a lot	Broke the chain tension it useless and unusable for the rest of the match ultimately forcing a loss	We added lock-tight to the insert as well as the correct spacing and axle locks tightened and everything given a quick check up

SD

Continued to page

SIGNATURE

Samuel

DATE

3/2/22

DISCLOSED TO AND UNDERSTOOD BY

Manuel

DATE

3-2-22

PROPRIETARY INFORMATION

BrainStorm of New Arms

With our new 6 wheel drive and 1 motor operated chain we are left with only 1 motor to operate Arms which are preferably 2 of them. Below is a design matrix of our Brainstorm whether we want 1 Arm, 2 Arms or No Arms

Arm #	Complexity	Maneuverability	Durability	Size	Practical	Total
0	10	10	10	10	0	40
1	6	6	5	6	8	31
2	5	4	4	4	9	26

After much deliberation we decided that we would go with only 1 arm as it still gives us side for bases but can also grab the and drag them back as well as protecting it from the opposing Alliance. We just need it to be as long as possible, fit inside the 36 inch expansion limits. It would contain a similar hook that comes out grab a base and bring it back hopefully making our autonomous faster.

50

Continued to page

SIGNATURE

Samuel

DATE

3/31/22

DISCLOSED TO AND UNDERSTOOD BY



DATE


3/31/22

PROPRIETARY INFORMATION


Construction of Javelin Arm

- Vision: We wanted to use our last motor to extend our reach and allow us to hasten our autonomous
- The Javelin would be a long arm with hooks on the end to quickly move bases with little accuracy.

- To start, we mounted the motor meshed below the main platform.
- To accommodate our space ~~const~~ⁱⁿ constraints we had to mesh the supports with the wheel's axle.
- The plate does not add any friction to the wheel



- We constructed the Javelin arm using two C-channels connected by standoffs.
- The arm shifts left to clear the intake zone
- The end has hooks which let us quickly move bases



Continued to page

SIGNATURE

DATE

3/4/22

DISCLOSED TO AND UNDERSTOOD BY

Samuel


DATE

3/4/22

PROPRIETARY INFORMATION

New Autonomous

- With our recent addition of an arm and hook, it was necessary to remake our autonomous
- The goal here is speed — We need to be able to get the neutral goal faster than our opponent
- We created three separate programs — for the left, right, and center neutral goals — in which the robot drives forward and takes the goal as fast as possible with the hook
- We tested several times against the other Queensbury teams. Sometimes we were faster than them, other times we got into a tug-of-war and neither of us succeeded.
- We have found that controlling neutral goals in autonomous is very important in the match's outcome



```
void autonomous() {
  // In general, "Async" means it waits for
  // the action to complete, otherwise it doesn't wait

  // left argument is power, right argument
  // is distance/rotations/etc.

  // New Autonomous
  // To base
  Arm.spinFor(100, 0.8);
  Base.driveForAsync(100, 36);
  Arm.stop(brakeType::coast);
  Base.driveForAsync(50, 3);
  Arm.spinFor(-.4);
  task::sleep(100);
  Arm.stop(brakeType::hold);

  // Return
  Base.driveForAsync(25, -40);
}
```

Center

- Drives forward while lowering the arm
- Raises the arm once under the goal
- Reverses slowly so the goal doesn't tip over

CC

Continued to page

11

SIGNATURE

Christopher [REDACTED]

DATE

3/7/22

DISCLOSED TO AND UNDERSTOOD BY


Clam [REDACTED]

DATE

3/7/22

PROPRIETARY INFORMATION

New Autonomous



Right

- Drives forward while lowering the arm
- Raises the arm once under the goal
- Reverses quickly to avoid the opponent


```
void autonomous() {
  // In general, "Async" means it waits for
  // the action to complete, otherwise it doesn't wait

  // left argument is power, right argument
  // is distance/rotations/etc.

  // New Autonomous
  // Extend arm and go to base
  Arm.spinFor(100, 0.8);
  Base.driveForAsync(100, 25);
  Arm.stop(brakeType::coast);
  Base.driveForAsync(50, 3);

  // Hook base
  Arm.spinFor(-0.4);
  task::sleep(100);
  Arm.stop(brakeType::hold);

  // Return
  Base.driveForAsync(100, -30);
}
```



Left

- Drives forward while lowering the arm
- Raises the arm once under the goal
- Reverses quickly to avoid the opponent

```
void autonomous() {
  // In general, "Async" means it waits for
  // the action to complete, otherwise it doesn't wait

  // left argument is power, right argument
  // is distance/rotations/etc.

  // New Autonomous
  // Drop arm and go to base
  Arm.spinFor(100, 0.8);
  Base.driveForAsync(100, 29);
  Arm.stop(brakeType::coast);
  Base.driveForAsync(50, 3);

  // Hook base
  Arm.spinFor(-.4);
  task::sleep(100);
  Arm.stop(brakeType::hold);

  // Return
  Base.driveForAsync(100, -33);
}
```

Continued to page

SIGNATURE

Christopher [REDACTED]

DATE

3/7/22

DISCLOSED TO AND UNDERSTOOD BY

Ulin [REDACTED]

DATE

3/7/22

PROPRIETARY INFORMATION

Queenslerry Scrimmage With Lake George

- Lake George came to our school to scrimmage with us; allowing both school's robotics teams to test their robots, driving skills, strategies, and autonomous programming

• Match 1:

- Allied with 64040D
- Strategy: ~~Double~~ Double park with at least one base by pushing our alliance up onto the platform
- We won autonomous: We were able to grab the side neutral base quicker and stronger than the other team with the arm on our robot
- We won the match; 187 to 179

• Match 2:

- Allied with 8876A
- Strategy: Get 3 bases, double park
- Autonomous: Tie (each alliance recieved 3 pts)
- We won the match; 83 to 203

• Match 3:

- Allied with 8876E
- Strategy: Get 3 bases, double park
- We won autonomous
- We lost the match; 150 to 116
 - 8876E couldn't get on the platform so

Continued to page 13

SIGNATURE

Alana

DATE

3/8/22

DISCLOSED TO AND UNDERSTOOD BY

Christopher

DATE

3/8/22

PROPRIETARY INFORMATION

- Match 4:

- Allied with 64040B
- Strategy: we get as many goals, try to park (on platform) and we take left autonomous
- Autonomous: we won autonomous
- We ~~lost~~ the match; 136 to 169

- Match 5:

- Allied with 8870E
- Strategy: double park
- We lost autonomous
- We lost the match; 60 to 156

- Match 6:

- Allied with 64040C
- Strategy: Single park, they go for middle goal while we go for left neutral goal (during autonomous)
- We lost autonomous
- We lost the match; 50 to 153

- Match 7:

- Allied with 8870A
- Strategy: Park with 2 bases, run left autonomous
- Autonomous: We won autonomous
- We lost the match

- Alliance Selection:

Continued to page 14

SIGNATURE

Alana

DATE

3/8/22

DISCLOSED TO AND UNDERSTOOD BY

Christopher

DATE

3/8/22

PROPRIETARY INFORMATION

- Allied with 64040C
- Strategy: park with 2 leases, they put an additional lease on the platform

• Elimination Matches:

• Round 1: ~~we~~

- We autonomous
- We won the match

• Round 2:

- We ^{won} autonomous
- We lost the match; 100 to 86
 - 1.) Miscommunication
 - 2.) Chain stopped working / got stuck because the track axle used for the chain broke

ack

Continued to page

SIGNATURE

[Signature]

DATE

3/8/22

DISCLOSED TO AND UNDERSTOOD

Christopher

DATE

3/8/22

PROPRIETARY INFORMATION

Lake George Scrimage II Reflection

- New additions

- New arm

- this arm heavily impacted our driving as we could easily steal a base from next to the other team
 - It could also help us protect the base when picking it up making it a lot easier
 - we do need to remember to pick it up in some situations when we are against a wall or robot
 - it also very much helped our autonomous

- New Autonomous

- with the new arm we can easily get the neutral base very quickly
 - It does need to be quicker because once in a while we would get beaten by another robot
 - we could do both sides as well as the center neutral bases

- Drivings

- Practice

- we need more practice in driving especially for the arm as it is a brand new component
 - Overall it was a very good day for drivings as well as for the robot

SD

Continued to page

SIGNATURE

Samuel

DATE

3/8/22

DISCLOSED TO AND UNDERSTOOD BY

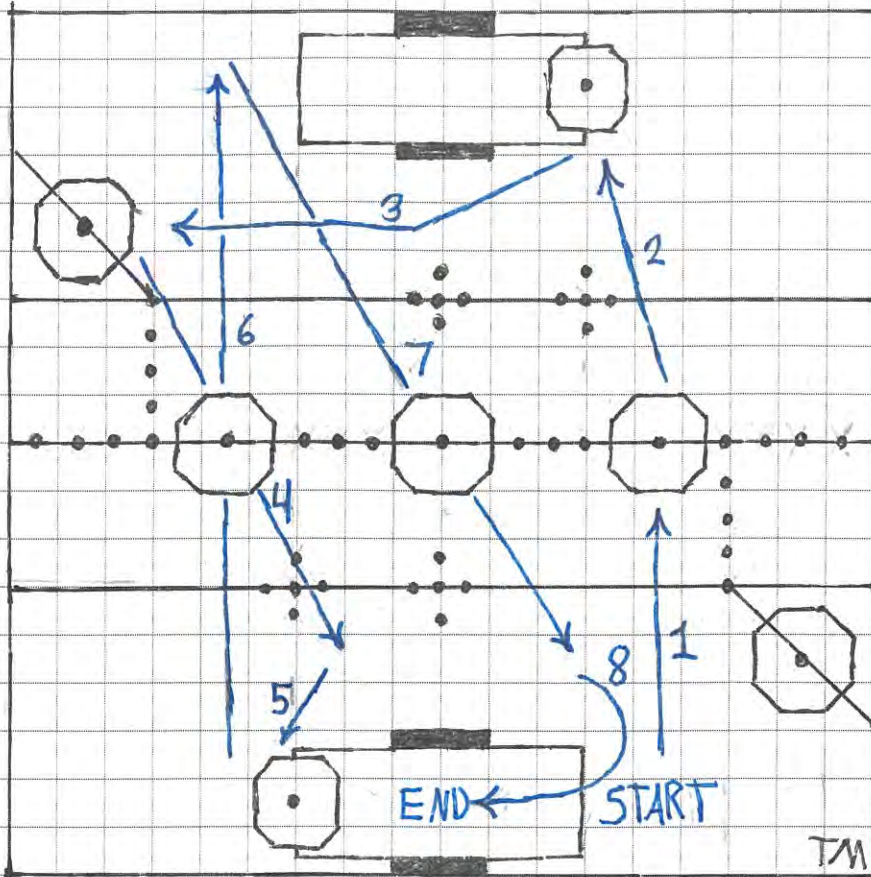
M

DATE

3/8/22

PROPRIETARY INFORMATION

Driver Skills Strategy



1. Go-to and pickup base
2. Go-to and pickup base
3. Go-to and hook base
4. Push base to red side
5. Hook base with arm
6. Drag base to blue side
7. Push base to red side
8. Park on the red platform with 3 bases

TM

Continued to page

SIGNATURE

DATE

3/9/22

DISCLOSED TO AND UNDERSTOOD BY

Manuel

DATE

3-9-22

PROPRIETARY INFORMATION

We worked on our driving strategy for skills. The strategy that we came up with can get us up to 230 points. Our first few run throughs fell short of 230 points, but we kept practicing and got better and better.

Main issues:

- Rings - The rings kept getting in our drive chain and caused the robot to be immobilized.
- Hooks - The hooks on the chain were not always visible making it difficult for the driver to line up the robot to pick bases up. It was especially hard for the driver to get the bases on the opposite side of the field because he couldn't see the hooks or rings.

MR

Continued to page

SIGNATURE

Manuel [REDACTED]

DATE

3/9/22

DISCLOSED TO AND UNDERSTOOD BY

Christopher [REDACTED]

DATE

3/9/22

PROPRIETARY INFORMATION

Autonomous Updates

- In general, our autonomous worked well during the scrimmages
- However, there were several times that we got the neutral goal in autonomous but our opponent immediately stole it in driver control
- We changed the autonomous to also pick up the neutral goal onto the chain so that it's secured
- We also made it line up with the alliance goal to be ready for driver control

Right Side

```

void autonomous() {
  // In general, "Async" means it waits for
  // the action to complete, otherwise it doesn't wait

  // left argument is power, right argument
  // is distance/rotations/etc.

  // New Autonomous
  // Extend arm and go to base
  Arm.spinFor(100, 0.8);
  Base.driveForAsync(100, 25);
  Arm.stop(brakeType::coast);
  Base.driveForAsync(75, 3);


  // Hook base
  Arm.spinFor(-0.4);
  task::sleep(100);
  Arm.stop(brakeType::hold);

  // Return
  Base.driveForAsync(100, -35);

  // Drop arm and line up
  Arm.spinFor(10, 0.1);
  Arm.stop(brakeType::coast);
  Base.spotTurnAsync(10, -30);
  Base.driveForAsync(20, 10);
  Base.spotTurnAsync(10, 15);
  Base.driveForAsync(20, 15);

  // Hook with chain
  Chain.spinForAsync(100, -9);

  // Align with blue base
  Base.driveForAsync(20, -15);
  Base.spotTurnAsync(20, 70);
  Base.driveForAsync(20, 30);
  
```



Continued to page

19

DATE

3/9/22

SIGNATURE

Christopher

DISCLOSED TO AND UNDERSTOOD BY

Dann


DATE

3/9/22

PROPRIETARY INFORMATION

Autonomous Updates

Left Side



```

void autonomous() {
  // In general, "Async" means it waits for
  // the action to complete, otherwise it doesn't wait

  // left argument is power, right argument
  // is distance/rotations/etc.

  // New Autonomous
  // Drop arm and go to base
  Arm.spinFor(100, 0.8);
  Base.driveForAsync(100, 29);
  Arm.stop(brakeType::coast);
  Base.driveForAsync(50, 3);

  // Hook base
  Arm.spinFor(-.4);
  task::sleep(100);
  Arm.stop(brakeType::hold);

  // Return
  Base.driveForAsync(100, -33);

  // Drop arm and line up
  Arm.spinFor(10, 0.1);
  Arm.stop(brakeType::coast);
  Base.spotTurnAsync(10, -30);
  Base.driveForAsync(20, 10);
  Base.spotTurnAsync(10, 15);
  Base.driveForAsync(20, 15);

  // Hook with chain
  Chain.spinForAsync(100, -9);

  // Align with blue base
  Arm.spinFor(50, -3);
  task::sleep(1000);
  Arm.stop(brakeType::coast);
  Base.spotTurnAsync(20, 190);
  Base.driveForAsync(20, 20);
  Base.spotTurnAsync(10, -60);
}


```

ce

Continued to page

SIGNATURE

Christopher



DATE

3/9/22

DISCLOSED TO AND UNDERSTOOD BY

Alana



DATE

3/9/22

PROPRIETARY INFORMATION

Syracuse States Tournament

Match	Field	Red 1	Red 2	Blue 1	Blue 2
Q11	Field 1	34000E	64820B	7157E	8746A
Q12	Field 2	7157X	7157A	64040C	9967A
Q13	Field 1	8876C	1870B	7157F	14807A
Q14	Field 2	64040B	1757U	13460A	14737D
Q18	Field 1	9967A	64820A	7323A	8876E
Q19	Field 2	94941A	14737C	14737A	64040A
Q20	Field 1	14737B	1757A	68922B	8876C
Q21	Field 2	13460C	7157X	5111B	34000E
Q33	Field 1	64040C	1757U	94941A	14737B
Q34	Field 2	1870A	1870B	53999F	7157E
Q35	Field 1	174A	8876C	5111D	15796C
Q36	Field 2	15796B	15796A	68922B	14895A
Q44	Field 1	7157F	64040A	1757A	174A
Q45	Field 2	5111B	5111E	13460B	1757U
Q46	Field 1	64040D	7157A	8876C	174C
Q47	Field 2	64820B	14895A	53999P	7323A
Q50	Field 1	64040B	53999B	15796B	7157X
Q51	Field 2	8876E	68922B	8876A	64040C
Q52	Field 1	64040A	1870A	8876C	99001B
Q53	Field 2	53999P	7323F	174C	5111B
Q65	Field 1	1757A	53999M	13460A	14737A
Q66	Field 2	174C	64820A	13460B	14737C
Q67	Field 1	64040C	8876C	14895A	1757T
Q68	Field 2	94941A	8746A	99001B	13460C
Q83	Field 1	34000E	8876E	14737B	174A
Q84	Field 2	7323A	14737C	7157X	68922B
Q85	Field 1	9967A	8214C	8876C	53999M
Q86	Field 2	1757U	15796C	5111C	53999F

SIG



3/12/22

DISCLOSED TO AND UNDERSTOOD BY

Alama

DATE

3/12/22

PROPRIETARY INFORMATION

States: Matches 1-5

Match 1: (Q13)

- Allied with team 1870B
- Strategy: We take right autonomous, we'll park on platform, they'll get 2 bases and try to put rings on the bases
- Autonomous: we won autonomous
 - worked; performed exactly as planned
- Match: We won the match; 66 to 40
 - We got two bases, 20 effective points
 - We tried to park but our teammates were in the way

Match 2: (Q20)

- Allied with team 68922B
- Strategy: We park with 3 bases, they add ~~elevat~~^{ad} bases to the elevated platform, we take right autonomous
- Autonomous: we won autonomous
 - worked; performed as planned
- Match: we won ~~auto~~^{ad} the match; 156 to 50

Match 3: (Q35)

- Allied with 174A
- Strategy: We start on left side and control left neutral, our alliance goal, and middle neutral as well as park on the platform
 - they control the other two remaining bases.
- We lost autonomous; took left autonomous, got left neutral base with our arm; our alliance didn't get right

Continued to page 23

SIGNATURE

Alana

DATE

3/12/22

DISCLOSED TO AND UNDERSTOOD BY

W

DATE

3/12/22

PROPRIETARY INFORMATION

- Match: we won the match, 80 to 46
 - We struggled against S111D: they were very aggressive

Match 4: (Q4G)

- Allied with 174C
- ~~Double~~ Strategy: Double park; they get 1-2 cases, we get 3 cases; we take left autonomous
- Autonomous: We lost autonomous
- Match: We lost the match; 180 to 210

Match 5: (Q52)

- Allied with 99001B
- Strategy: Double park with (ideally) 5 cases total, take right autonomous
 - Ideally we want to place top #16 for elimination matches (we are currently ranked 12)
- Autonomous: We won autonomous
 - went as planned
- Match: We won the match; 72 to 156
 - We controlled 2 cases
 - Our allied ~~all~~ held 2 cases and parked on the platform.

Alt

Continued to page

SIGNATURE

Name

DISCLOSED

Christopher

DATE

3/12/22

DATE

3/12/22

PROPRIETARY INFORMATION

Skills - Driving / Autonomous

Driver Skills

Autonomous Skills

Attempts	Points	total	Attempts	Points
1	190	190	1	0
2	120	160	2	40
Best	190	230	Best	40

<p>Sadly we were not able to set our max points of 250 or our targeted points of 230. With more practice we will be able to get much more points if we qualify for worlds today.</p>	<p>With a total of 230 points we ranked # in the tournament which could help us win the grand or other awards.</p>	<p>We were not able to set our autonomous working in time so we had to run our old one which only got us 40 points. If we had more time we would make it better but funds only if we win an award.</p>
--	--	--

50

Continued to page

SIGNATURE

Samuel [Redacted]

DATE

3/12/22

DISCLOSED TO AND UNDERSTOOD BY

[Signature]

DATE

3/12/22

PROPRIETARY INFORMATION

States: Matches 6-7

Match 6: (Q67)

- Allied with 64040C
- Strategy: We start on right side, we will try to park with 3 bases and they will stack additional bases
- We tied during autonomous
- Match: We balanced on the platform with 3 bases while 64040C stacked more bases and defended

Match 7: (Q85)

- Allied with 53999M
- Strategy: We would ideally park with 3 mobile goals, while our ally would stack extra
- We lost autonomous
- Match: The opposing alliance obtained 4 bases and we were unable to reclaim them.
- We lost 60pts to 182pts

TM

Continued to page

SIGNATURE



DATE

3/12/22

DISCLOSED TO AND UNDERSTOOD BY



DATE

3/12/22

PROPRIETARY INFORMATION

Alliance Selection

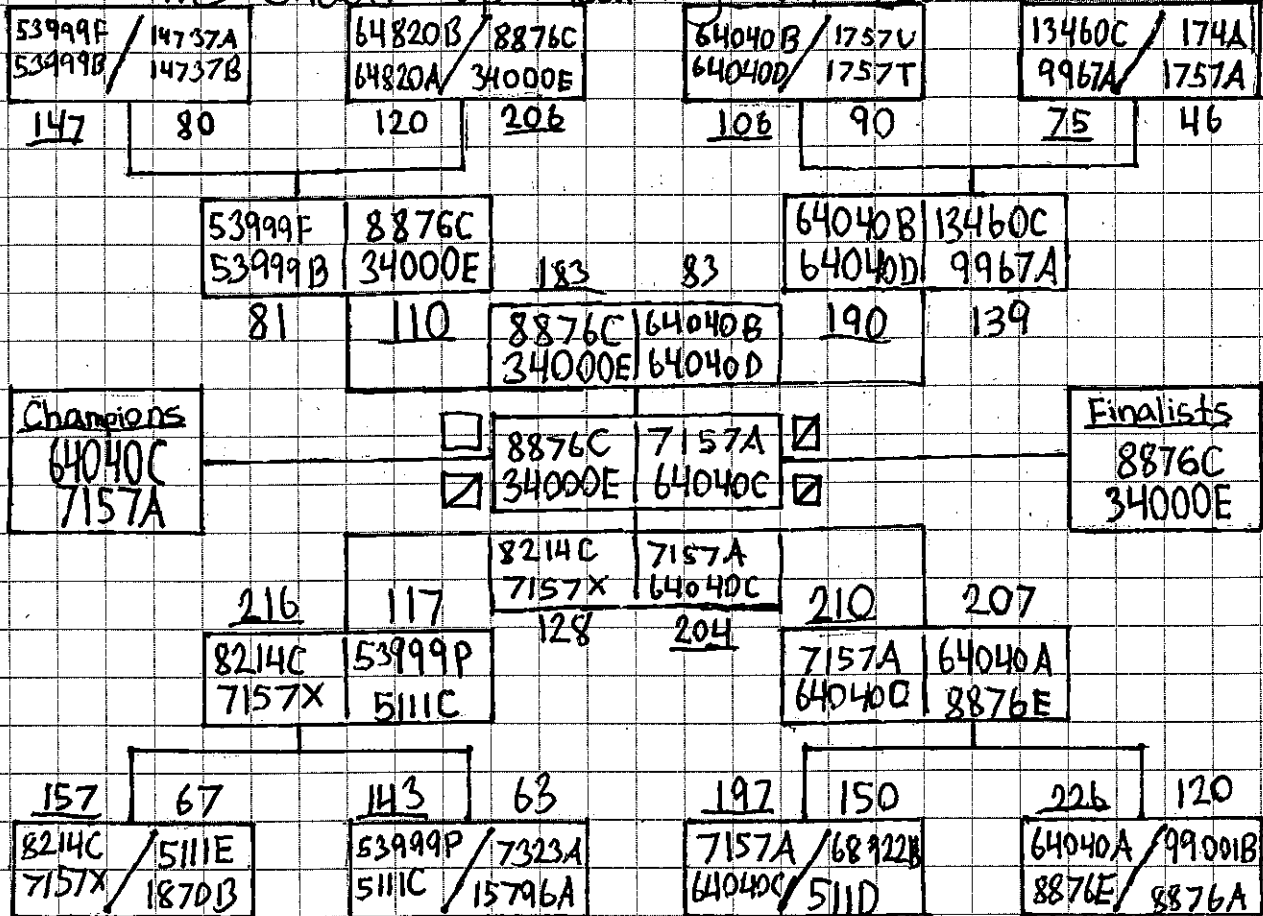
- Currently we are ranked 13th, 5 wins, 2 losses
 - WP: 10, DRR: 64.0, AP: 21, DRR: 34.6, SP: 531, COWM: 25.1

Potential Alliance Partners:

64040A* 68922B*
 64040B 34000E*
 64040C* 7157X
 8876E* 8214C

* Indicates that we spoke to the team and discussed potential strategies

- We ended up teaming with [Co.R.E.] (34000E)



Continued to page

SIGNATURE: *M* DATE: 3/12/22

DISCLOSED TO AND UNDERSTOOD BY: *Mama* DATE: 3/12/22

PROPRIETARY INFORMATION

States: Elimination Matches 1-3

- Match 1: vs. 64820B + 64820A
 - We won autonomous
 - We won the match 206 to 120
 - We balanced 3 mobile goals and both of our robots on the platform
- Match 2: vs. 53999F + 53999B
 - We lost autonomous
 - We won the match 110 to 87
 - We balanced ~~both~~^{CS} of our robots on the platform
 - We balanced ~~2~~^{one} mobile goals on the platform
- Match 3: vs. 64040B + 64040D
 - We tied autonomous
 - We won the match 183-83
 - The middle neutral base touched their platform, so it wasn't considered balanced
 - We balanced both of our robots on the platform

CS

Continued to page

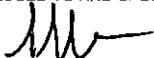
SIGNATURE



DATE

3/12/22

DISCLOSED TO AND UNDERSTOOD BY



DATE

3/12/22

PROPRIETARY INFORMATION

New York State Championship: Finals

- The finals was split into 3 rounds; first to win 2 matches wins the tournament
- 887GC & 3400E vs. 64040C & 7157A
- Round 1:
 - We lost autonomous
 - We lost the match; 120 to 208
- Round 2:
 - We tied for autonomous
 - We won the match; 83 to 23
- Round 3:
 - We tied for autonomous
 - We lost the match; 143 to 191

AW

Continued to page

SIGNATURE

AW

DATE

3/12/22

DISCLOSED TO AND UNDERSTOOD BY

AW

DATE

3/12/22

PROPRIETARY INFORMATION

New York State Championship: Reflection

Overall, the New York State Championship was very successful for us. We made it to the finals, which automatically qualifies us for the 2022 Vex World Championship in May (5-7). Over the course of the tournament, we learned some very important takeaways. The outcome of autonomous usually decided who won the match. We also realized that rings usually served as tie breakers when both teams held a similar number of goals. The experience also allowed us to make connections with teams we had little communication with before. After the tournament, we contacted our alliance partner, [Co.R.E], as well as spoke to the tournament champions 71574 about potential modifications.

Improvements for the Future:

- Improve autonomous skills
- Increase the speed of our drivetrain
- Improve our ability to steal bases
- Solidify our autonomous



(All High School teams at the Oncenter)

Continued to page

SIGNATURE

DATE

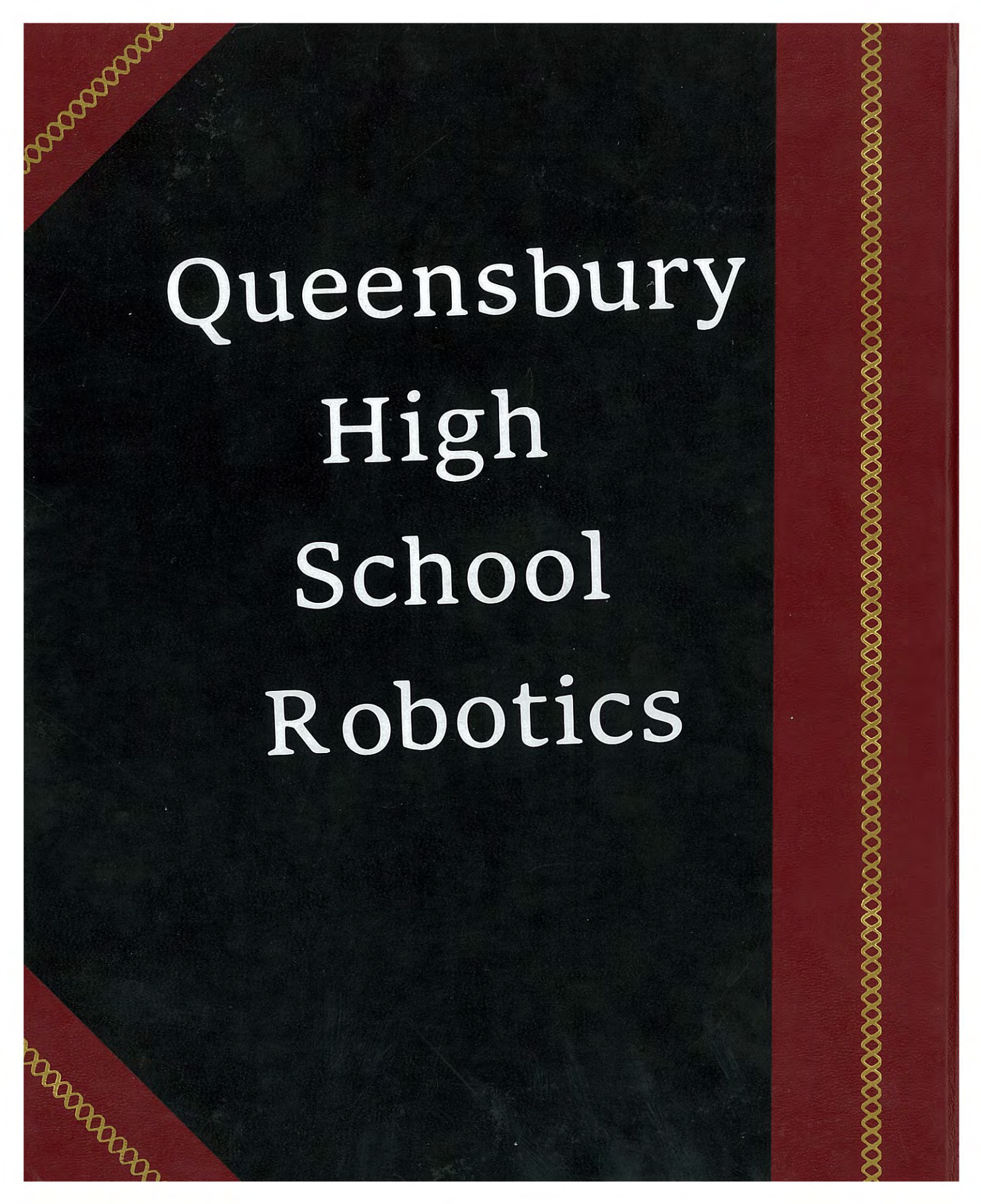
3/12/22

DISCLOSED TO AND UNDERSTOOD BY

DATE

3/12/22

PROPRIETARY INFORMATION



Queensbury
High
School
Robotics